

LASSEN COMMUNITY COLLEGE DISTRICT

Susanville, California

Audit Report

For the Fiscal Year Ended June 30, 2020



LASSEN COMMUNITY COLLEGE DISTRICT
TABLE OF CONTENTS
JUNE 30, 2020

Table of Contents	
Independent Auditors' Report	1
Management's Discussion and Analysis	4

FINANCIAL SECTION

Basic Financial Statements:

Statement of Net Position	10
Statement of Revenues, Expenses, and Changes in Net Position	11
Statement of Cash Flows	12
Statement of Net Position - Fiduciary Funds	14
Statement of Changes in Net Position - Fiduciary Funds	15
Notes to the Financial Statements	16

REQUIRED SUPPLEMENTARY INFORMATION

Schedule of Changes in the Net OPEB Liability and Related Ratios	40
Schedule of Contributions - OPEB	41
Schedule of Proportionate Share of the Net Pension Liability	42
Schedule of Contributions - Pensions	43
Note to Required Supplementary Information	44

SUPPLEMENTARY INFORMATION

District Organizational Structure	45
Schedule of Workload Measures for State General Apportionment - Annual/Actual Attendance	46
Schedule of Expenditures of Federal Awards	47
Schedule of Revenues and Expenditures of State Awards	48
Reconciliation of Annual Financial and Budget Report (CCFS-311) with Audited Financial Statements	49
Reconciliation of the ECS 84362 (50 Percent Law) Calculation	50
Details of the Education Protection Account	51
Reconciliation of Governmental Funds to the Statement of Net Position	52
Note to the Supplementary Information	53

LASSEN COMMUNITY COLLEGE DISTRICT
TABLE OF CONTENTS
JUNE 30, 2020

OTHER INDEPENDENT AUDITORS' REPORTS

Independent Auditors' Report on Internal Control over Financial Reporting and on Compliance and Other Matters Based on an Audit of Financial Statements Performed in Accordance with <i>Government Auditing Standards</i>	55
Independent Auditors' Report on Compliance For Each Major Federal Program; and Report on Internal Control over Compliance Required by the Uniform Guidance	57
Independent Auditors' Report on State Compliance	59

SCHEDULE OF FINDINGS AND QUESTIONED COSTS

Schedule of Audit Findings and Questioned Costs	61
Summary Schedule of Prior Year Audit Findings	65



INDEPENDENT AUDITORS' REPORT

The Board of Trustees
Lassen Community College District
Susanville, California

Report on the Financial Statements

We have audited the accompanying financial statements of the business-type activities and the discretely presented component unit of Lassen Community College District, as of and for the year ended June 30, 2020, and the related notes to the financial statements, which collectively comprise the Lassen Community College District's basic financial statements as listed in the table of contents.

Management's Responsibility for the Financial Statements

Management is responsible for the preparation and fair presentation of these financial statements in accordance with accounting principles generally accepted in the United States of America; this includes the design, implementation, and maintenance of internal control relevant to the preparation and fair presentation of financial statements that are free from material misstatement, whether due to fraud or error.

Auditor's Responsibility

Our responsibility is to express opinions on these financial statements based on our audit. We conducted our audit in accordance with auditing standards generally accepted in the United States of America and the standards applicable to financial audits contained in *Government Auditing Standards*, issued by the Comptroller General of the United States. Those standards require that we plan and perform the audit to obtain reasonable assurance about whether the financial statements are free from material misstatement.

An audit involves performing procedures to obtain audit evidence about the amounts and disclosures in the financial statements. The procedures selected depend on the auditor's judgment, including the assessment of the risks of material misstatement of the financial statements, whether due to fraud or error. In making those risk assessments, the auditor considers internal control relevant to the entity's preparation and fair presentation of the financial statements in order to design audit procedures that are appropriate in the circumstances, but not for the purpose of expressing an opinion on the effectiveness of the entity's internal control. Accordingly, we express no such opinion. An audit also includes evaluating the appropriateness of accounting policies used and the reasonableness of significant accounting estimates made by management, as well as evaluating the overall presentation of the financial statements.

We believe that the audit evidence we have obtained is sufficient and appropriate to provide a basis for our audit opinions.

Opinions

In our opinion, the financial statements referred to above present fairly, in all material respects, the respective financial position of Lassen Community College District, as of June 30, 2020, and the respective changes in financial position and, where applicable, cash flows thereof for the year then ended in accordance with accounting principles generally accepted in the United States of America.

Other Matters

Required Supplementary Information

Accounting principles generally accepted in the United States of America require that the required supplementary information, such as management's discussion and analysis on pages 4 through 9, the schedule of proportionate share of the net pension liability, and the schedule of contributions for pensions on pages 42-43 be presented to supplement the basic financial statements. Such information, although not part of the basic financial statements, is required by the Governmental Accounting Standards Board who considers it to be an essential part of financial reporting for placing the basic financial statements in appropriate operational, economic, or historical context. We have applied certain limited procedures to the required supplementary information in accordance with auditing standards generally accepted in the United States of America, which consisted of inquiries of management about the methods of preparing the information and comparing the information for consistency with management's responses to our inquiries, the basic financial statements, and other knowledge we obtained during our audit of the basic financial statements. We do not express an opinion or provide any assurance on the information because the limited procedures do not provide us with sufficient evidence to express an opinion or provide any assurance.

Supplementary Information

Our audit was conducted for the purpose of forming opinions on the financial statements that collectively comprise the Lassen Community College District's basic financial statements. The supplementary information listed in the table of contents, including the schedule of expenditures of Federal awards, which is required by the Title 2 U.S. Code of Federal Regulations (CFR) Part 200, Uniform Administrative Requirements, Cost Principles, and Audit Requirements for Federal Awards is presented for purposes of additional analysis and is not a required part of the basic financial statements.

The supplementary information listed in the table of contents is the responsibility of management and was derived from and relates directly to the underlying accounting and other records used to prepare the basic financial statements. Such information has been subjected to the auditing procedures applied in the audit of the basic financial statements and certain additional procedures, including comparing and reconciling such information directly to the underlying accounting and other records used to prepare the basic financial statements or to the basic financial statements themselves, and other additional procedures in accordance with auditing standards generally accepted in the United States of America. In our opinion, the supplementary information is fairly stated, in all material respects, in relation to the basic financial statements as a whole.

Other Reporting Required by *Government Auditing Standards*

In accordance with *Government Auditing Standards*, we have also issued our report dated December 11, 2020 on our consideration of the Lassen Community College District's internal control over financial reporting and on our tests of its compliance with certain provisions of laws, regulations, contracts, and grant agreements and other matters. The purpose of that report is solely to describe the scope of our testing of internal control over financial reporting and compliance and the results of that testing, and not to provide an opinion on internal control over financial reporting or on compliance. That report is an integral part of an audit performed in accordance with *Government Auditing Standards* in considering the Lassen Community College District's internal control over financial reporting and compliance.

CWDL, Certified Public Accountants

San Diego, California
December 11, 2020

**MANAGEMENT'S DISCUSSION
AND ANALYSIS**

**LASSEN COMMUNITY COLLEGE DISTRICT
MANAGEMENT'S DISCUSSION AND ANALYSIS
JUNE 30, 2020**

INTRODUCTION

The following discussion and analysis provide an overview of the financial position and activities of the Lassen Community College District (the District) for the year ended June 30, 2020. This discussion has been prepared by management and should be read in conjunction with the financial statements and notes thereto which follow this section.

The Management's Discussion and Analysis (MD&A) is an element of the reporting model adopted by the Governmental Accounting Standards Board (GASB) in its Statement No. 34, *Basic Financial Statements – and Management's Discussion and Analysis – for State and Local Governments*, issued in June 1999.

As required by generally accepted accounting principles, certain comparative information between the current and the prior year is required to be presented in the MD&A. This annual report consists of three basic financial statements that provide information on the District's activities as a whole: the statement of net position; the statement of revenues, expenses, and changes in net position; and the statement of cash flows.

The focus on the statement of net position is designed to be similar to the bottom line results for the District. This statement combines and consolidates current financial resources (net short-term expendable resources) with capital assets and long-term obligations. The statement of revenues, expenses, and changes in net position focus on the costs of the District's operational activities, which are supported mainly by state revenues and local property taxes. This approach is intended to summarize and simplify the user's analysis of the cost of various District services to students and the public. The statement of cash flows provides an analysis of the sources and uses of cash within the operations of the District.

Financial statements of the District's component unit, Lassen College Foundation, are included in this audit report but are not a focus of the following financial analysis.

CURRENT STATUS OF THE DISTRICT

The values that are important to the District Board of Trustees, administration, and staff are Educational Excellence, Student Focus, Honesty and Integrity, Student Success, Dignity and Respect.

During the 2019-20 fiscal year, the District continued the path of academic discipline and sound fiscal management.

The District, under the direction of former Superintendent/President Dr. Marlon Hall and current Interim Superintendent/President Dr. Trevor D. Albertson, continued the same distinct course of fiscal stability, keeping an eye on the ever-changing economic conditions of the State of California and the challenges that small districts in the community college system face, the District has maintained strong fiscal leadership and has a solid footing as we move into the next few years of State Budget recovery.

The District Board of Trustees, administration, and staff are committed to support the fiscal and academic goals of the institution. These goals will continue to evolve over time to help guide the District to fiscal/academic stability, and sustainability. The District continues to work closely with the Community College Chancellor's Office.

**LASSEN COMMUNITY COLLEGE DISTRICT
MANAGEMENT'S DISCUSSION AND ANALYSIS
JUNE 30, 2020**

BUDGET INFORMATION

The District's budget is prepared in accordance with California law and is based on generally accepted accounting principles, utilizing the most current information and projections for forecasting cash receipts and expenditures.

The budget process begins in the spring. The preliminary budget is approved by the Board of Trustees by June 30th and the final budget is approved in September. Revenues are projected based upon the Governor's budget forecast in January and updated in May. If the California State Budget is approved by June 30th or prior to the adoption of the final District budget, the actual revenue projections are included in the final District budget in September.

The largest categories of expenditures are employee salaries and benefits, so staffing projections are a key factor in the budget development process.

The budget is revised on a regular basis and as needed to keep the Board of Trustees informed and to keep abreast of the latest California fiscal status. Variations between the final budget and the actual financial results are a direct result of actions taken by the Board of Trustees, the State financial status, or other circumstances leading to the increase/decrease in revenues and expenditures.

FINANCIAL HIGHLIGHTS

The total assets of the District for the year ended June 30, 2020, are less than total liabilities by \$(3,673,692) (net position). Of this amount, \$(9,428,679) is considered unrestricted net position.

At the close of the 2019-20 fiscal year, the Unrestricted General Fund Balance was in excess of the State Chancellor's Office guideline of 5% of expenditures.

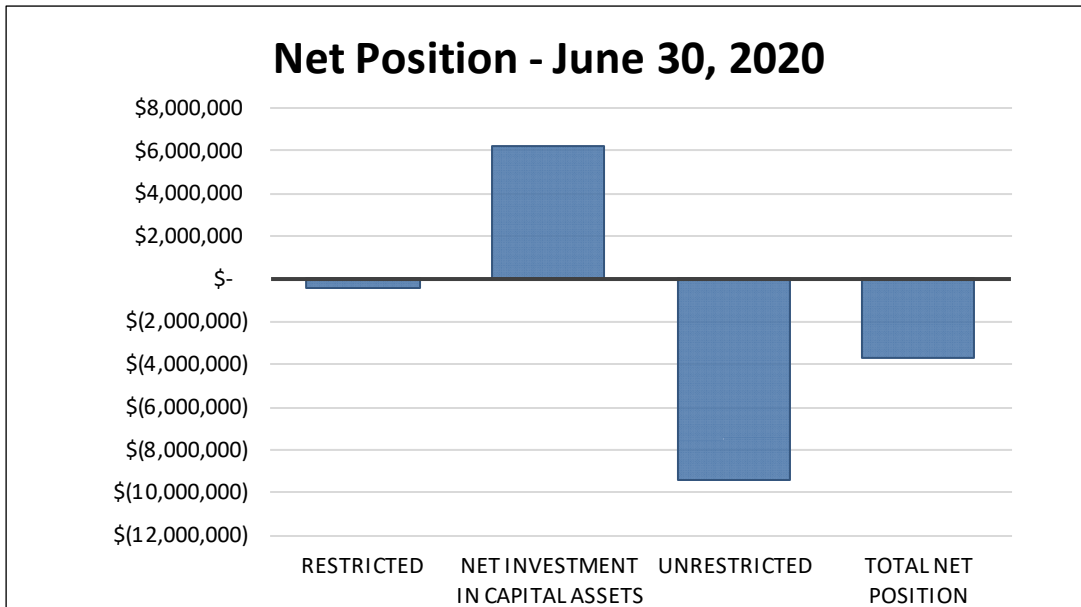
The majority of the District funding is based upon Full-Time Equivalent Students (FTES). The District's annual FTES totaled 1302 reflecting a decrease of approximately 18.32% over the prior fiscal year.

**LASSEN COMMUNITY COLLEGE DISTRICT
MANAGEMENT'S DISCUSSION AND ANALYSIS
JUNE 30, 2020**

NET POSITION

Condensed District-wide financial information is as follows:

	2020	2019	Change
ASSETS AND DEFERRED OUTFLOWS OF RESOURCES			
Total assets	\$ 14,783,048	\$ 10,982,673	\$ 3,800,375
Deferred outflows of resources	5,082,912	5,162,235	(79,323)
Total Assets and Deferred Outflows of Resources	19,865,960	16,144,908	3,721,052
LIABILITIES AND DEFERRED INFLOWS OF RESOURCES			
Current liabilities	4,003,570	3,256,378	747,192
Non-current liabilities	18,463,930	16,924,129	1,539,801
Deferred inflows of resources	1,072,152	1,142,853	(70,701)
Total Liabilities and Deferred Inflows of Resources	23,539,652	21,323,360	2,216,292
NET POSITION			
Net Investment of capital assets	6,219,952	6,882,634	(662,682)
Restricted	(464,965)	(477,953)	12,988
Unrestricted	(9,428,679)	(11,583,133)	2,154,454
Total Net Position	\$ (3,673,692)	\$ (5,178,452)	\$ 1,504,760



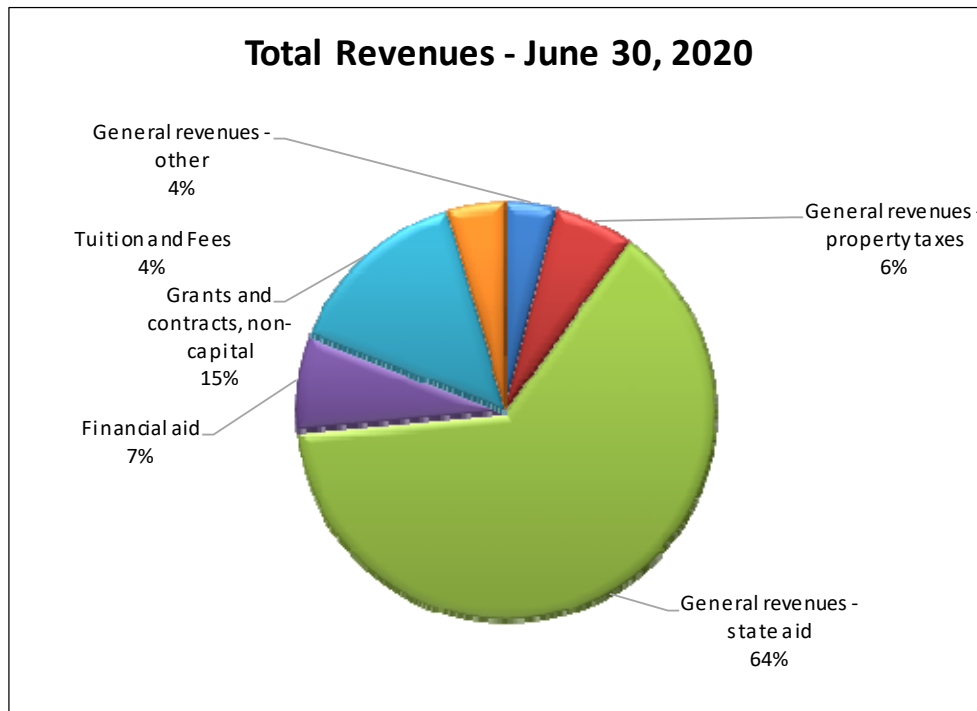
**LASSEN COMMUNITY COLLEGE DISTRICT
MANAGEMENT'S DISCUSSION AND ANALYSIS
JUNE 30, 2020**

OPERATING RESULTS

	2020	2019	Change
REVENUES			
Tuition and fees (net)	\$ 1,331,223	\$ 1,469,899	\$ (138,676)
Grants and contracts, noncapital	4,273,198	4,728,383	(455,185)
Financial aid revenues	2,182,304	1,915,873	266,431
General revenues - property taxes	1,797,840	1,730,245	67,595
General revenues - state aid	18,665,669	14,722,115	3,943,554
General revenues - other	1,153,975	1,994,908	(840,933)
Total Revenues	29,404,209	26,561,423	2,842,786
EXPENSES			
Operating expenses	27,082,536	26,383,244	699,292
Interest	816,913	1,833,510	(1,016,597)
Total Expenses	27,899,449	28,216,754	(317,305)
Change in Net Position	\$ 1,504,760	\$ (1,655,331)	\$ 3,160,091

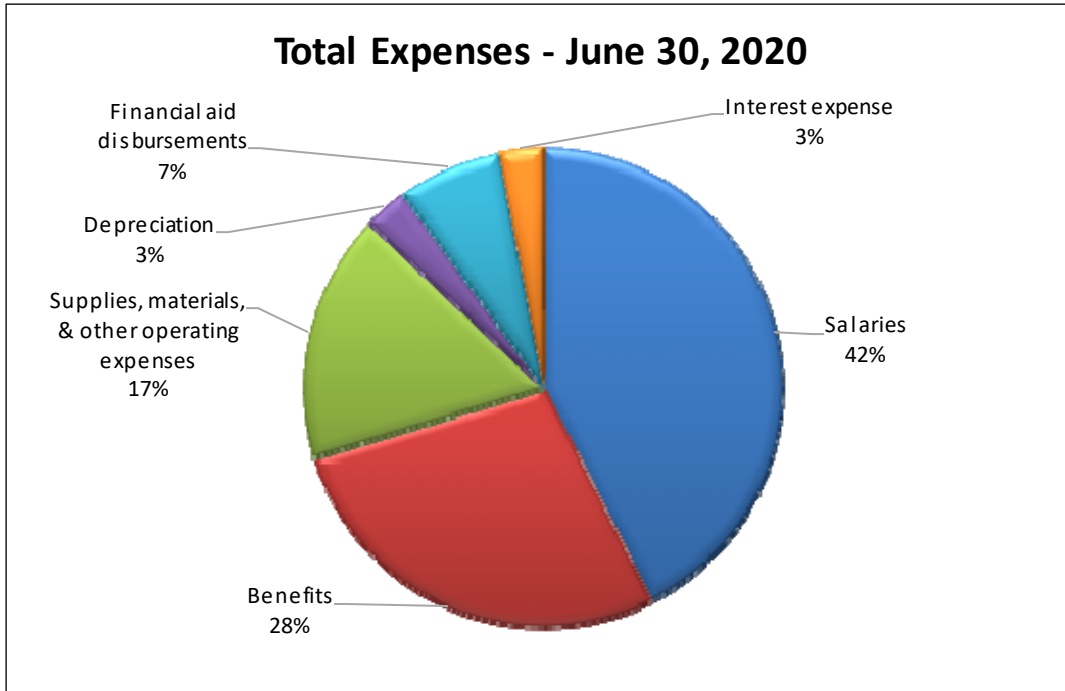
This schedule has been prepared from the statement of revenues, expenses, and changes in net position presented on page 11.

Grant and contract revenues relate to student financial aid, as well as specific federal and state grants received for programs serving the students of the District. These grant and program revenues are restricted as to the allowable expenses related to the programs.



**LASSEN COMMUNITY COLLEGE DISTRICT
MANAGEMENT'S DISCUSSION AND ANALYSIS
JUNE 30, 2020**

OPERATING RESULTS, continued



The primary operating receipts are student tuition and fees and federal, state, and local grants and contracts. The primary operating expense of the District is the payment of salaries and benefits to instructional and classified support staff.

While state apportionment and property taxes are the primary source of noncapital related revenue, the adoption of recent changes to GASB accounting standards require that this source of revenue is shown as nonoperating revenue as it comes from the general resources of the State and not from the primary users of the District's programs and services (students). The District depends upon this funding as the primary source of funds to continue the current level of operations.

STATEMENT OF CASH FLOWS

The statement of cash flows provides information about cash receipts and payments during the year. This statement also assists users in assessing the District's ability to meet its obligations as they come due and its need for external financing. This schedule is prepared from the statement of cash flows presented on pages 12 and 13.

**LASSEN COMMUNITY COLLEGE DISTRICT
MANAGEMENT'S DISCUSSION AND ANALYSIS
JUNE 30, 2020**

GENERAL FUND SELECTED FINANCIAL INFORMATION

General Fund Revenues

The District's major sources of revenue include state apportionment, local property taxes, tuition, enrollment fees, and lottery revenue. State apportionment is based on the calculation of FTES. Of the revenue sources, state apportionment, property taxes, and enrollment fees are referred to as District general revenues or "base revenues" to which cost of living adjustments are added if approved by the California State Legislature in the annual State budget. Other circumstances that can affect base revenues are declining enrollment or growth restoration, maintenance and operations growth, program improvement, or a state-wide budget deficit factor.

The State Chancellor's Office notifies the District of base revenue changes twice each year or more often if major State budget problems become known. Apportionment adjustments are provided through the First Principal Apportionment Statement (P-1) in February and the Second Principal Apportionment (P-2) in June.

General Fund Expenditures

The District's expenditures of \$22,258,905 in the General Fund were to provide classroom instruction, counseling and student support services, physical plant related activities, administration, and general support services for a budgeted total FTES of 1,302.

Instruction and instructional support include the costs for instructional activities, administration, and support. Student services includes the costs for admissions and records, counseling and guidance, and other student services. Plant operations includes the cost or maintenance and operations of the physical plant and utilities. All other categories of expenditures including general support and other outgo.

CONTACTING THE DISTRICT'S ADMINISTRATION

This financial report is designed to provide the community, staff, students, investors, creditors, and the Chancellor's office with an overview of the District's financial condition and to show the District's accountability for the funding received. If you have questions or require further information, please contact:

Dr. Randall Joslin
Interim Vice President of Administrative Services
Lassen Community College District
P.O. Box 3000
Susanville, CA 96130-3000

FINANCIAL SECTION

**LASSEN COMMUNITY COLLEGE DISTRICT
STATEMENT OF NET POSITION
JUNE 30, 2020**

	Primary Institution	Foundation
ASSETS		
Current Assets:		
Cash and cash equivalents	\$ 6,425,083	\$ 162,593
Investments	-	216,382
Accounts receivable, net	2,333,251	50,000
Inventory	72,636	-
Prepaid expenditures and other assets	46,117	67,064
Total Current Assets	<u>8,877,087</u>	<u>496,039</u>
Noncurrent Assets:		
Capital assets, net	5,905,961	77,320
Total Noncurrent Assets	<u>5,905,961</u>	<u>77,320</u>
TOTAL ASSETS	<u>14,783,048</u>	<u>573,359</u>
DEFERRED OUTFLOWS OF RESOURCES		
Deferred outflows - pensions	<u>5,082,912</u>	-
TOTAL ASSETS AND DEFERRED OUTFLOWS OF RESOURCES	<u>\$ 19,865,960</u>	<u>\$ 573,359</u>
LIABILITIES		
Current Liabilities:		
Accounts payable & accrued expenses	\$ 945,566	\$ 51,837
Payable to Lassen College	-	44,992
Lassen College scholarships payable	-	44,800
Unearned revenue	3,040,721	-
Long-term debt, current portion	17,283	-
Total Current Liabilities	<u>4,003,570</u>	<u>141,629</u>
Noncurrent Liabilities:		
Compensated absences	471,239	-
Net pension liability	17,798,787	-
Net OPEB liability	184,994	-
Capital lease	8,910	-
Total Noncurrent Liabilities	<u>18,463,930</u>	<u>-</u>
TOTAL LIABILITIES	<u>22,467,500</u>	<u>141,629</u>
DEFERRED INFLOWS OF RESOURCES		
Deferred inflows - pensions	1,072,152	-
NET POSITION		
Net investment in capital assets	6,219,952	-
Restricted for:		
Capital projects	20,000	-
Educational programs	(484,965)	201,438
Unrestricted	<u>(9,428,679)</u>	<u>230,292</u>
TOTAL NET POSITION	<u>(3,673,692)</u>	<u>431,730</u>
TOTAL LIABILITIES, DEFERRED INFLOWS OF RESOURCES AND NET POSITION	<u>\$ 19,865,960</u>	<u>\$ 573,359</u>

**LASSEN COMMUNITY COLLEGE DISTRICT
STATEMENT OF REVENUES, EXPENSES, AND CHANGES IN NET POSITION
FOR THE YEAR ENDED JUNE 30, 2020**

	Primary Institution	Foundation
OPERATING REVENUES		
Tuition and fees (gross)	\$ 2,738,812	\$ -
Less: Scholarship discounts and allowances	(1,407,589)	-
Net tuition and fees	<u>1,331,223</u>	<u>-</u>
Grants and contracts, noncapital:		
Federal	376,528	-
State	3,894,772	-
Local	1,898	-
Other operating activity	228,806	182,770
TOTAL OPERATING REVENUES	<u>5,833,227</u>	<u>182,770</u>
OPERATING EXPENSES		
Salaries	11,910,829	-
Employee benefits	7,757,314	-
Supplies, materials, and other operating expenses and services	4,728,322	36,005
Scholarships and support	-	141,664
Student aid	1,985,369	-
Depreciation	700,702	22,536
TOTAL OPERATING EXPENSES	<u>27,082,536</u>	<u>200,205</u>
OPERATING (LOSS)	<u>(21,249,309)</u>	<u>(17,435)</u>
NON-OPERATING REVENUES (EXPENSES)		
State apportionments, noncapital	14,123,469	-
Local property taxes	1,797,840	-
State taxes and other revenues	4,542,200	(28,079)
Financial aid revenues	2,182,304	-
Investment income - noncapital	68,054	-
Interest expense on capital asset-related debt	(816,913)	-
Other non-operating revenues	857,115	-
TOTAL NON-OPERATING REVENUES (EXPENSES)	<u>22,754,069</u>	<u>(28,079)</u>
INCREASE (DECREASE) IN NET POSITION	<u>1,504,760</u>	<u>(45,514)</u>
NET POSITION -- BEGINNING OF YEAR	<u>(5,178,452)</u>	<u>477,244</u>
NET POSITION -- END OF YEAR	<u>\$ (3,673,692)</u>	<u>\$ 431,730</u>

**LASSEN COMMUNITY COLLEGE DISTRICT
STATEMENT OF CASH FLOWS
FOR THE YEAR ENDED JUNE 30, 2020**

	Primary Institution	Foundation
CASH FLOWS FROM OPERATING ACTIVITIES		
Tuition and fees	\$ 1,331,223	\$ -
Grants and contracts	4,901,399	-
Payments to or on behalf of employees	(18,102,436)	-
Payments to vendors for supplies and services	(7,885,447)	(154,136)
Other operating cash flows	228,806	182,770
Net Cash Provided/(Used) by Operating Activities	<u>(19,526,455)</u>	<u>28,634</u>
CASH FLOWS FROM NON-CAPITAL FINANCING ACTIVITIES		
State apportionments	14,123,469	-
Property taxes	1,797,840	-
State taxes and other revenues	4,542,200	-
Financial aid revenues	2,182,304	-
Other non-operating cash flows	857,115	-
Net Cash Provided by Non-capital Financing Activities	<u>23,502,928</u>	<u>-</u>
CASH FLOWS FROM CAPITAL FINANCING ACTIVITIES		
Acquisition and construction of capital assets	(170,883)	(2,165)
Principal paid on capital debt	(24,000)	-
Interest paid on capital debt	(816,913)	(28,079)
Net Cash Used by Capital Financing Activities	<u>(1,011,796)</u>	<u>(30,244)</u>
CASH FLOWS FROM INVESTING ACTIVITIES		
Investment income	68,054	-
Net Cash Provided by Investing Activities	<u>68,054</u>	<u>-</u>
NET INCREASE (DECREASE) IN CASH & CASH EQUIVALENTS	3,032,731	(1,610)
CASH & CASH EQUIVALENTS, BEGINNING OF YEAR	<u>3,392,352</u>	<u>164,203</u>
CASH & CASH EQUIVALENTS, END OF YEAR	<u>\$ 6,425,083</u>	<u>\$ 162,593</u>

**LASSEN COMMUNITY COLLEGE DISTRICT
STATEMENT OF CASH FLOWS
FOR THE YEAR ENDED JUNE 30, 2020**

	Primary Institution	Foundation
RECONCILIATION OF OPERATING LOSS TO NET CASH USED BY OPERATING ACTIVITIES		
Operating income	\$ (21,249,309)	\$ (17,435)
Adjustments to Reconcile Operating Loss to Net Cash Used by Operating Activities:		
Depreciation expense	700,702	22,536
Changes in Assets and Liabilities:		
Receivables, net	(1,413,982)	(50,000)
Inventory	32,429	-
Prepaid expenditures and other assets	67,501	73,533
Deferred outflows of resources	79,323	-
Accounts payable and accrued liabilities	142,296	-
Deferred revenue	628,201	-
Compensated absences	68,236	-
Net pension liability	1,514,072	-
Net OPEB liability	(25,223)	-
Deferred inflows of resources	(70,701)	-
Total Adjustments	<u>1,722,854</u>	<u>46,069</u>
Net Cash Flows From Operating Activities	<u>\$ (19,526,455)</u>	<u>\$ 28,634</u>

**LASSEN COMMUNITY COLLEGE DISTRICT
STATEMENT OF NET POSITION – FIDUCIARY FUNDS
JUNE 30, 2020**

	<u>Trust</u>
ASSETS	
Cash and cash equivalents	\$ 83,040
Total Assets	<u>83,040</u>
LIABILITIES	
Accounts payable	73,082
Deferred revenue	3,699
Due to other funds	5,892
Total Liabilities	<u>82,673</u>
NET POSITION	
Held in trust for student groups	<u>367</u>
Total Net Position	<u>\$ 367</u>

**LASSEN COMMUNITY COLLEGE DISTRICT
 STATEMENT OF CHANGES IN NET POSITION – FIDUCIARY FUNDS
 FOR THE YEAR ENDED JUNE 30, 2020**

	<u>Trust</u>
OPERATING REVENUES:	
Local revenue	\$ 75,966
Total Operating Revenues	<u>75,966</u>
OPERATING EXPENSES:	
Supplies, materials, and other outgo	<u>75,497</u>
Total Operating Expenses	<u>75,497</u>
Net Change in Net Position	469
NET POSITION:	
Beginning of Year	<u>(102)</u>
End of Year	<u>\$ 367</u>

**LASSEN COMMUNITY COLLEGE DISTRICT
NOTES TO THE FINANCIAL STATEMENTS
JUNE 30, 2020**

Note 1 - ORGANIZATION AND NATURE OF ACTIVITIES

Definition of the Reporting Entity – Lassen Community College District (the District) is a political subdivision of the State of California and provides higher education. The District consists of one community college located in Susanville, California.

For financial reporting purposes, the District includes all funds, agencies, and authorities that are controlled by or dependent on the District's executive and legislative branches. Control by or dependence on the District was determined on the basis of budget adoption, taxing authority, outstanding debt secured by revenues or general obligations of the District, obligations of the District to finance any deficits that may occur, or receipt of significant subsidies from the District.

As a result, the financial statements of the District include the financial activities of the District and the combined totals of the trust and agency funds, which represent the various scholarships and student organizations within the District.

The Lassen College Foundation (the Foundation) is a nonprofit public benefit corporation organized under the Nonprofit Public Corporation Law of the State of California. The Foundation was originally incorporated on September 22, 1977, with the express purpose of promoting and assisting the educational programs of the District in accordance with the mission, policies, and priorities of the District as administered by its President. The Foundation had been dormant for several years and new information was submitted to the Secretary of State in December 2002 to reinstate the Foundation.

The Foundation conducts its operations in conformity with general regulations established by the District as required by the *California Education Code*, Section 72672(c). The members of the Foundation's Board of Directors are composed of members from the local community and two members from the Lassen Community College Board. The Foundation currently funds its operations through management of a wholly-owned subsidiary, Lassen Cougar Enterprises, Inc., which operates the Eagle Lake Marina and campgrounds.

The District and the Foundation have financial and operational relationships that meet the reporting entity definition criteria of the Governmental Accounting Standards Board (GASB) for inclusion of the Foundation as a component unit of the District. Accordingly, the financial activities of the Foundation as a component unit have been included in the financial statements of the District.

The following are those aspects of the relationship between the District and the Foundation as the component unit that satisfies the GASB:

Accountability: The District is able to impose its will upon the Foundation. The Foundation provides specific financial benefits or imposes specific financial burdens on the District.

Scope of Public Service: The Foundation is a nonprofit public benefit corporation incorporated under the laws of the State of California. The Foundation was formed to promote and assist the educational services of the District.

Discrete Presentation: For financial presentation purposes, the Foundation's financial activities have been discretely presented with the financial activities of the District.

**LASSEN COMMUNITY COLLEGE DISTRICT
NOTES TO THE FINANCIAL STATEMENTS
JUNE 30, 2020**

NOTE 2 - SUMMARY OF SIGNIFICANT ACCOUNTING POLICIES

Basis of Accounting – For financial reporting purposes, the District is considered a special-purpose government engaged only in business-type activities (BTA). Accordingly, the District’s financial statements have been presented using the economic resources measurement focus and the accrual basis of accounting. Under the accrual basis, revenues are recognized when earned, and expenses are recorded when an obligation has been incurred. All significant interfund transactions have been eliminated.

The District’s financial statements have been prepared in conformity with generally accepted accounting principles (GAAP) as applicable to government units. The Governmental Accounting Standards Board (GASB) is the accepted standard-setting body for establishing governmental accounting financial reporting principles. The budgetary and financial accounts of the District are recorded and maintained in accordance with the *Budget and Accounting Manual* issued by the Chancellor’s Office of the California Community Colleges.

Cash and Cash Equivalents – The District’s cash and cash equivalents are considered to be cash on hand, demand deposits, and all highly liquid investments purchased with an original maturity of three months or less.

In accordance with GASB Statement No. 31, *Accounting and Financial Reporting for Certain Investments and for External Investment Pools*, highly liquid market investments with maturities of one year or less at time of purchase are stated at amortized cost. All other investments are stated at fair value. Market value is used as fair value for those securities for which market quotations are readily available.

In accordance with *California Education Code*, Section 41001, the District maintains substantially all of its cash in the Lassen County Treasury as part of the common investment pool. The County is restricted by *California Government Code*, Section 53635 pursuant to Section 53601, to invest in time deposits, U.S. government securities, state registered warrants, notes, or bonds, State Treasurer’s investment pool, bankers’ acceptances, commercial paper, negotiable certificates of deposit, and repurchase or reverse repurchase agreements. Investments in the County pool are valued using the amortized cost method (which approximates fair value) and includes accrued interest. The pool has deposits and investments with a weighted-average maturity of less than one year. As of June 30, 2020, the fair value of the County pool is 102.17% of the carrying value and is deemed to represent an immaterial difference. Derivatives are prohibited within the County investment pool. The County investment pool is subject to regulatory oversight by the Treasury Oversight Committee as required by *California Government Code*, Section 27130.

The District is considered to be an involuntary participant in the external investment pool.

The calculation of realized gains and losses is independent of the calculation of the net increase or decrease in the fair value of cash and cash equivalents. Realized gains and losses on cash and cash equivalents that had been held in more than one fiscal year and sold in the current year may have been recognized as an increase or decrease in the fair value of cash and cash equivalents reported in the prior year. The change in fair value of cash and cash equivalents was insignificant during the year ended June 30, 2020, and there was no significant unrealized gain or loss on cash and cash equivalents held at June 30, 2020.

**LASSEN COMMUNITY COLLEGE DISTRICT
NOTES TO THE FINANCIAL STATEMENTS
JUNE 30, 2020**

NOTE 2 - SUMMARY OF SIGNIFICANT ACCOUNTING POLICIES, continued

Accounts Receivable – Accounts receivable consists of tuition and fee charges to students and auxiliary enterprise services provided to students, faculty and staff, the majority of each residing in California. Accounts receivable also includes amounts due from the federal government, state and local governments, or private sources, in connection with reimbursement of allowable expenditures made pursuant to the District’s grants and contracts. The District utilizes the allowance method with respect to its accounts receivable based upon a year-end review of outstanding accounts receivable balances and historical collection information.

Inventory – Inventory, primarily bookstore merchandise, is carried at the lower of cost or market using the first-in, first-out (FIFO) method.

Foundation inventory consists of merchandise held for sale at the campgrounds and marina. Inventory is valued at the lower of cost or market.

Prepaid Expenses – Certain payments to vendors reflect costs applicable to future accounting periods and are recorded as prepaid items.

Capital Asset – Capital assets are recorded at cost on the date of acquisition or fair value at the date of donation. For equipment, the District’s capitalization policy includes all items with a unit cost of \$5,000 or more and an estimated useful life of greater than one year. Renovations to buildings and land improvements that significantly increase the value or extend the useful life of the structure are capitalized. Routine repair and maintenance are charged to operating expense in the year in which the expense was incurred.

Depreciation is computed using the straight-line method over the estimated useful life of the assets, generally 25 to 50 years for buildings, 20 years for land improvements, and 5 to 15 years for equipment. Land is considered a nondepreciable capital asset; therefore, no depreciation is computed.

Advances from Grantors – Advances from grantors include amounts received from grant and contract sponsors that have not yet been earned.

Advances from Students – Advances from students include amounts received for tuition and fees and certain auxiliary activities prior to the end of the fiscal year that relate to the subsequent accounting period.

Campground Advances – Campground advances include amounts received for campgrounds activity prior to the end of the fiscal year that relate to the subsequent accounting period and have not yet been earned.

Amounts Held in Trust for Others – The District administers funds for certain college related organizations. The liability represents the amount of funds held for these organizations.

Compensated Absences – Compensated absence costs are accrued when earned by employees. Accumulated unpaid employee vacation benefits are recognized at year end as liabilities of the District.

**LASSEN COMMUNITY COLLEGE DISTRICT
NOTES TO THE FINANCIAL STATEMENTS
JUNE 30, 2020**

NOTE 2 - SUMMARY OF SIGNIFICANT ACCOUNTING POLICIES, continued

Net Position – The District’s net position is classified as follows:

Net investment in Capital Assets: Represents the District’s total investment in capital assets, net of outstanding debt obligations related to those capital assets. To the extent debt has been incurred for capital assets but not yet expended, such amounts are not included as a component of net investment in capital assets.

Restricted Net Position – Nonexpendable: Consists of endowment and similar type funds in which donors or other outside sources have stipulated, as a condition of the gift instrument, that the principal is to be maintained inviolate and in perpetuity, and invested for the purpose of producing present and future income, which may be expended or added to principal depending on donor stipulations.

Restricted Net Position – Expendable: Includes resources in which the District is legally or contractually obligated to spend in accordance with restrictions imposed by external third parties.

Unrestricted Net Position: Unrestricted net position represents resources derived from student tuition and fees, state apportionments, and sales and services of educational departments and auxiliary enterprises. These resources are used for transactions relating to the educational and general operations of the District, and may be used at the discretion of the governing board to meet current expenses for any purpose. When an expense is incurred that can be paid using either restricted or unrestricted resources, it is the policy of both the District and the Foundation to first apply the expense towards restricted resources and then towards unrestricted resources.

Classification of Revenues – The District has classified its revenues as either operating or nonoperating revenues according to the following criteria:

Operating Revenues: Include activities that have the characteristics of exchange transactions such as: (1) student tuition and fees, net of scholarship discounts and allowances; (2) sales and services of auxiliary enterprises; and (3) most federal, state, and local grants and contracts, and federal appropriations.

Nonoperating Revenues: Include activities that have the characteristics of nonexchange transactions, such as gifts and contributions, and other revenue sources that are defined as nonoperating revenues, such as: (1) state appropriations; (2) investment income; and (3) federal and state financial aid, scholarship, loan trust receipts, according to GASB Statement No. 9, *Reporting Cash Flows of Proprietary and Nonexpendable Trust Funds and Governmental Entities that Use Proprietary Fund Accounting*; and GASB Statement No. 34, *Basic Financial Statements—and Management’s Discussion and Analysis—for State and Local Governments*.

Scholarship Discounts and Allowances – Student tuition and fee revenues are reported net of scholarship discounts and allowances in the statement of revenues, expenses, and changes in net position. The District offers Board of Governor’s Waivers (BOGW) to qualified students, and these tuition waivers are reported as scholarship discounts and allowances.

**LASSEN COMMUNITY COLLEGE DISTRICT
NOTES TO THE FINANCIAL STATEMENTS
JUNE 30, 2020**

NOTE 2 - SUMMARY OF SIGNIFICANT ACCOUNTING POLICIES, continued

Risk Management – The District’s property and liability coverage is insured through the Northern California Community College Self-Insurance Authority (NCCC SIA). The District retains the risk up to \$1,000 per occurrence. The NCCC SIA retains the risk up to \$25,000 on property and \$25,000 on liability. Insurance above these levels is ceded to another joint power authority, Statewide Association of Community Colleges (SWACC), and to a level of \$5 million on liability and \$250 million on property. Schools Excess Liability (SELF) provides insurance coverage from \$5 million to \$45 million.

The District is also a member of the NCCC SIA for workers’ compensation coverage. Within NCCC SIA, the workers’ compensation insurance program is insured with first dollar coverage through a joint powers authority, Protected Insurance Program of Schools (PIPS).

Estimates Used in Financial Reporting – In preparing financial statements in conformity with accounting principles generally accepted in the United States of America, management is required to make estimates and assumptions that affect the reported amounts of assets and liabilities and disclosures of contingent assets and liabilities at the date of the financial statements, as well as revenues and expenses during the reporting period. Actual results could differ from those estimates. The District’s largest sources of revenues are property taxes, enrollment fees, federal and state revenues. Each of these revenue types is subject to some estimation at the date of the financial statements.

Certain current-year apportionments from the State are based on various financial and statistical information of the previous year, as well as State budgets and other factors outside the District’s control. In February, subsequent to the year end, the State will perform a recalculation based on actual financial and statistical information for the year just completed. Any corrections determined by the State are recorded in the year computed by the State.

Budgets and Budgetary Accounting – By state law, the District’s governing board must approve a tentative budget no later than July 1 and adopt a final budget no later than September 15 of each year. A hearing must be conducted for public comments prior to adoption. The District’s governing board satisfied these requirements.

The budget is revised during the year to incorporate categorical funds that are awarded during the year and for miscellaneous changes to the spending plans. The District’s governing board approves revisions to the budget.

General Apportionment and Property Tax – The District’s general apportionment is received from a combination of local property taxes, state apportionments, and other local sources.

The counties are responsible for assessing, collecting, and apportioning property taxes. Taxes are levied for each fiscal year on taxable real and personal property in the counties. Secured property taxes attach as an enforceable lien on property as of January 1. Property taxes on the secured roll are due on November 1 and February 1 and become delinquent after December 10 and April 10, respectively. Unsecured property taxes are payable in one installment on or before August 31. Lassen and Modoc counties bill and collect the property taxes for the District.

**LASSEN COMMUNITY COLLEGE DISTRICT
NOTES TO THE FINANCIAL STATEMENTS
JUNE 30, 2020**

NOTE 2 - SUMMARY OF SIGNIFICANT ACCOUNTING POLICIES, continued

General Apportionment and Property Tax, continued

Secured property taxes are recorded as revenue when apportioned in the fiscal year of the levy. The counties apportion secured property tax revenue in accordance with the alternate method of distribution prescribed by Section 4705 of the *California Revenue and Taxation Code*. This alternate method provides for crediting each applicable fund with its total secured taxes based upon historical collection percentages of 55% in December, 40% in April, and a true up of the balance of the adjusted Secured Tax Roll in June.

Property taxes are recorded as local revenue sources by the District. The California Community Colleges Chancellor's Office reduces the District's entitlement by the District's local property tax revenue and student fees. The balance is paid from the State's General Fund and is referred to as the state apportionment. The District's base revenue is the amount of general purpose tax revenue, per full-time equivalent student (FTES) that the District is entitled to by law.

New Accounting Pronouncements

During the fiscal year ended June 30, 2020, the District implemented GASB Statement No. 89, Accounting for Interest Cost Incurred Before the End of a Construction Period. The objectives of this Statement are (1) to enhance the relevance and comparability of information about capital assets and the cost of borrowing for a reporting period and (2) to simplify accounting for interest cost incurred before the end of a construction period.

In January 2017, the GASB issued Statement No. 84, Fiduciary Activities. The objective of this Statement is to improve guidance regarding the identification of fiduciary activities for accounting and financial reporting purposes and how those activities should be reported.

This Statement establishes criteria for identifying fiduciary activities of all State and local governments. The focus of the criteria generally is on (1) whether a government is controlling the assets of the fiduciary activity and (2) the beneficiaries with whom a fiduciary relationship exists. Separate criteria are included to identify fiduciary component units and postemployment benefit arrangements that are fiduciary activities.

The requirements of this Statement are effective for reporting periods beginning after December 11, 2020. Early implementation is encouraged. This statement is not expected to have a significant effect on the district financial reporting.

In June 2017, the GASB issued Statement No. 87, Leases. The objective of this Statement is to better meet the information needs of financial statement users by improving accounting and financial reporting for leases by governments. This Statement increases the usefulness of governments' financial statements by requiring recognition of certain lease assets and liabilities for leases that previously were classified as operating leases and recognized as inflows of resources or outflows of resources based on the payment provisions of the contract. It establishes a single model for lease accounting based on the foundational principle that leases are financings of the right to use an underlying asset. Under this Statement, a lessee is required to recognize a lease liability and an intangible right-to-use lease asset, and a lessor is required to recognize a lease receivable and a deferred inflow of resources, thereby enhancing the relevance and consistency of information about governments' leasing activities.

**LASSEN COMMUNITY COLLEGE DISTRICT
 NOTES TO THE FINANCIAL STATEMENTS
 JUNE 30, 2020**

NOTE 2 - SUMMARY OF SIGNIFICANT ACCOUNTING POLICIES, continued

The requirements of GASB No. 87 are effective for the reporting periods beginning after June 15, 2021. Early implementation is encouraged. The District is in the process of determining the effect on the financial reporting.

NOTE 3 - CASH AND CASH EQUIVALENTS

The following is a summary of cash and cash equivalents at June 30, 2020:

Governmental Funds:

County treasurer's investment pool	\$ 6,372,737
Cash on hand and in banks	52,346
Total cash and investments - Governmental Funds	\$ 6,425,083

Fiduciary Funds:

County treasurer's investment pool	\$ 83,040
Total cash and investments - Fiduciary Funds	\$ 83,040

Foundation:

Cash on hand and in banks	\$ 162,593
Investments	216,382
Total cash and investments - Foundation	\$ 378,975

- 1) *Deposits* The carrying amount of deposits includes checking accounts, savings accounts, nonnegotiable certificates of deposit, and money market accounts at financial institutions, if any.
- 2) *Investments That are Not Securities:* A "security" is a transferable financial instrument that evidences ownership or creditorship, whether in physical or book-entry form. Investments that are not securities do not have custodial credit risk because they do not involve a transferable financial instrument. Thus, they are not categorized into custodial credit risk categories.

Custodial Credit Risk – Deposits

For deposits, custodial credit risk is the risk that, in the event of a bank failure, the District's deposits may not be returned. The District and Foundation do not have a deposit policy for custodial credit risk. As of June 30, 2020, the District and Foundation's bank balances were fully insured.

**LASSEN COMMUNITY COLLEGE DISTRICT
NOTES TO THE FINANCIAL STATEMENTS
JUNE 30, 2020**

NOTE 3 - CASH AND CASH EQUIVALENTS, continued

District – Investment Credit Risk

California Government Code, Section 53601, limits investments in commercial paper to “prime” quality of the highest ranking, or of the highest letter and numerical rating as provided by nationally recognized statistical rating organizations (NRSRO), and limits investments in medium-term notes to a rating of A or better. Individual securities must be backed by the federal government or rated AAA, AA, or A by Standard & Poor’s or Aaa, Aa, or A by Moody’s indices. The District’s investment policy is more restrictive than *California Government Code* as it relates to investment vehicles. The District’s investment policy authorizes investment in Local Agency Investment Fund (LAIF), the County treasurer’s investment pool, or certificates of deposit (not to exceed \$100,000 in any financial institution). As of June 30, 2020, the District was wholly invested in the County treasurer’s investment pool in the amount of \$6,511,025 book value. The County treasurer’s investment pool is not rated.

District – Investment Interest Rate Risk

California Government Code, Section 53601, limits the District’s investments to maturities of five years. The weighted average days to maturity of the District’s investment of cash in the County treasurer’s investment pool is 588 days. The District does not have an investment policy regarding interest rate risk.

NOTE 4 - INVESTMENTS WITH FISCAL AGENT

During the year ended June 30, 2020, the Foundation transferred \$44,800 to the California Community Colleges Scholarship Endowment Fund. The funds remain the Foundation’s asset and are invested alongside other amounts in the Fund. Scholarships will be made annually from this investment at the Foundation’s discretion. The earnings on the invested money will be distributed as scholarships. In years when the earnings are not sufficient, the principal can be used for scholarships as well.

NOTE 5 - ACCOUNTS RECEIVABLE

Accounts receivable for the District consisted primarily of intergovernmental grants, entitlements, interest and other local sources. As of June 30, 2020, accounts receivable amounted to \$2,333,251. The District believes all receivables accrued at June 30, 2020 are collectable.

Accounts receivable for the Foundation consisted of rent receivables. As of June 30, 2020, accounts receivable amounted to \$50,000. The Foundation believes all receivables accrued at June 30, 2020 are collectable.

**LASSEN COMMUNITY COLLEGE DISTRICT
NOTES TO THE FINANCIAL STATEMENTS
JUNE 30, 2020**

NOTE 6 - CAPITAL ASSETS

The District's capital asset activity for the year ended June 30, 2020, is summarized as follows:

	Balance			Balance
	July 1, 2019	Additions	Deductions	June 30, 2020
Capital Assets not being Depreciated				
Land	\$ 36,240	\$ -	\$ -	\$ 36,240
Total Capital Assets not being Depreciated	36,240	-	-	36,240
Capital Assets being Depreciated				
Site improvements	440,932	-	-	440,932
Buildings & improvements	12,831,015	25,123	-	12,856,138
Co-generation plant	1,155,043	-	-	1,155,043
Equipment	5,319,066	129,171	-	5,448,237
Total Capital Assets being Depreciated	19,746,056	154,294	-	19,900,350
Total Capital Assets	19,782,296	154,294	-	19,936,590
Less Accumulated Depreciation	13,329,927	700,702	-	14,030,629
Net Capital Assets	\$ 6,452,369	\$ (546,408)	\$ -	\$ 5,905,961

The co-generation plant, which was placed in service in 1985, was operated for less than a month and has been idle since that time. The District is currently researching options for usage or disposal of the plant. Management believes the net book value of the asset approximates the current fair value of the asset and related equipment included within the facility. The net book value of the plant at June 30, 2020, was \$329,781

The Foundation's capital asset activity for the year ended June 30, 2020, is summarized as follows:

	Balance			Balance
	July 1, 2019	Additions	Deductions	June 30, 2020
Capital Assets being Depreciated				
Site improvements	\$ 204,128	\$ -	\$ -	\$ 204,128
Vehicles	89,491	-	9,000	80,491
Equipment	130,229	11,165	-	141,394
Total Capital Assets being Depreciated	423,848	11,165	9,000	426,013
Less Accumulated Depreciation	326,157	22,536	-	348,693
Net Capital Assets	\$ 97,691	\$ (11,371)	\$ 9,000	\$ 77,320

**LASSEN COMMUNITY COLLEGE DISTRICT
NOTES TO THE FINANCIAL STATEMENTS
JUNE 30, 2020**

NOTE 7 - LONG-TERM LIABILITIES

The following is a summary of changes in long-term liabilities for the year ended June 30, 2020:

	Balance			Balance	Due Within
	July 1, 2019	Additions	Deductions	June 30, 2020	One Year
Long-Term Obligations					
General obligation bonds					
Dormitory revenue bonds	\$ 24,000	\$ -	\$ 24,000	\$ -	\$ -
Total general obligation bonds	24,000	-	24,000	-	-
Other liabilities					
Compensated absences	403,003	68,236	-	471,239	-
Net OPEB liability	210,217	-	25,223	184,994	-
Net pension liability	16,284,715	1,514,072	-	17,798,787	-
Capital leases	42,782	-	16,589	26,193	17,283
Total other liabilities	16,940,717	1,582,308	41,812	18,481,213	17,283
Total long-term obligations	\$ 16,964,717	\$ 1,582,308	\$ 65,812	\$ 18,481,213	\$ 17,283

NOTE 8 - GENERAL OBLIGATION BONDS

The District issued Dormitory Revenue Bonds for the construction of a two-story dormitory in the aggregate principal amount of \$789,000. The bonds matured in 2020.

NOTE 9 - CAPITAL LEASE OBLIGATIONS

The District leased equipment at a cost of \$26,193, under agreements which provide a bargain purchase option upon expiration of the lease period. Interest costs totaled \$1,445 during the year ended June 30, 2020. Amortization expense under capital lease has been included with depreciation expense in the statement of revenue, expense, and changes in net position. Future minimum lease payments are as follows:

Fiscal Year	Principal	Interest	Total
2021	\$ 17,283	\$ 752	\$ 18,034
2022	8,910	107	9,017
	\$ 26,193	\$ 859	\$ 27,051

**LASSEN COMMUNITY COLLEGE DISTRICT
 NOTES TO THE FINANCIAL STATEMENTS
 JUNE 30, 2020**

NOTE 10 - POSTEMPLOYMENT BENEFITS OTHER THAN PENSION BENEFITS (OPEB)

In addition to the pension benefits described above, the District provides postemployment health care benefits to employees who retire from the District in accordance with negotiated contracts with the various bargaining units of the District.

Plan Description

The Lassen Community College District Postretirement Health Benefits Plan (the Plan) is a single-employer OPEB plan administered by the District. Faculty hired prior to February 1, 1989, and confidential and management employees hired prior to June 30, 1989, may receive benefits from age 55 to age 65. The District pays 100% of the eligible retirees' medical and dental plan premiums as well as the premiums of their dependents. Before receiving benefits, confidential and management employees must have 10 years of service with the District. Faculty must have a total of 15 years in education with at least 10 years of employment with the District. As of June 30, 2020, the District has zero active full-time employee who are eligible for postretirement health benefits and 2 retirees who receive postemployment health benefits. One of the management retirees who receive postemployment health benefits met the hiring requirement and years of service requirement; and due to a disability, the age requirement was waived by the District. This was an isolated occurrence, and all other retirees met all criteria established.

Funding Policy

The District's agreement with employees is for monthly contributions for members who meet the eligibility criteria of their collective bargaining agreement and who retire during the term of the contract. The contribution requirements of the District and plan members are established and may be amended by the District's Board of Trustees through the collective bargaining process. The members receiving benefit contributions vary depending on the level of coverage selected.

Employees Covered by Benefit Term

The following is a table of plan participants at June 30, 2020:

	Number of Participants
Inactive Employees/Dependents Receiving Benefits	2
Total	<u>2</u>

**LASSEN COMMUNITY COLLEGE DISTRICT
NOTES TO THE FINANCIAL STATEMENTS
JUNE 30, 2020**

NOTE 10 - POSTEMPLOYMENT BENEFITS OTHER THAN PENSION BENEFITS (OPEB), continued

Contributions to Trust

Eligible employees are not permitted to make contributions to the Trust. The Plan administrator (CalPERS) shall, on behalf of the employer (District), make all contribution to the Trustee. All contributions shall be paid to the Trustee for investment and reinvestment pursuant to the terms of the trust agreement. The District does not have contractually required contributions rates but contributes in an amount sufficient to fully fund the total OPEB obligation over a period not to exceed 30 years. The District has a net OPEB liability of \$184,994 as of June 30, 2020.

Actuarial Assumptions

The total OPEB liability in the June 30, 2018 actuarial valuation was determined using the following actuarial assumptions, applied to all periods included in the measurement, unless otherwise specified:

Valuation date	June 30, 2018
Measurement date	June 30, 2018
Fiscal year	July 1st to June 30th
Actuarial cost methods	Entry age normal cost method
Inflation rate	2.75%
Investment rate of return	3.80%
Discount rate	3.80%
Health care cost trend rate	4.00%
Payroll increase	2.75%
Mortality	For classified employees the 2014 CalPERS active mortality for miscellaneous employees were used.

Changes in the Net OPEB Liability

	Increase/(Decrease)		
	Total OPEB Liability (a)	Fiduciary Net Position (b)	Total OPEB Liability (a) - (b)
Balance July 1, 2019	\$ 210,217	\$ -	\$ 210,217
Changes for the year:			
Interest	7,988	-	7,988
Employer contributions	-	33,211	(33,211)
Benefit payments	(33,211)	(33,211)	-
Net change	(25,223)	-	(25,223)
Balance June 30, 2020	\$ 184,994	-	\$ 184,994

Fiduciary Net Position as a percentage of the Total OPEB Liability as June 30, 2020 was 0.00%.

**LASSEN COMMUNITY COLLEGE DISTRICT
 NOTES TO THE FINANCIAL STATEMENTS
 JUNE 30, 2020**

NOTE 10 - POSTEMPLOYMENT BENEFITS OTHER THAN PENSION BENEFITS (OPEB), continued

Sensitivity of the net pension liability to assumptions

The following presents the net OPEB liability calculated using the discount rate of 3.80 percent. The schedule also shows what the net OPEB liability would be if it were calculated using a discount rate that is 1 percent lower (2.80 percent) and 1 percent higher (4.80):

	Discount Rate 1% Lower (2.80%)	Current Discount Rate (3.80%)	Discount Rate 1% Higher (4.80%)
Net OPEB liability	\$ 183,144	\$ 184,994	\$ 186,844

The following table presents the net OPEB liability calculated using the health care cost trend rate of 4.0 percent. The schedule also shows what the net OPEB liability would be if it were calculated using a health care cost trend rate that is 1 percent lower (3.0 percent) and 1 percent higher (5.0 percent):

	Healthcare Cost Trent Rates 1% Lower (3.00%)	Healthcare Cost Trent Rates Current Rate (4.00%)	Healthcare Cost Trent Rates 1% Higher (5.00%)
Net OPEB liability	\$ 183,144	\$ 184,994	\$ 186,844

In addition to the pension benefits described above, the District provides postemployment health care benefits to employees who retire from the District in accordance with negotiated contracts with the various bargaining units of the District. The District elected not to obtain a revised actuarial study in accordance with provisions of GASB 75 due to the consideration of only 2 plan members and a closed entry system. The District consulted with its auditors and determined that the timing of a future study will be considered on an annual basis and will likely be obtained at least every 3-5 years.

**LASSEN COMMUNITY COLLEGE DISTRICT
NOTES TO THE FINANCIAL STATEMENTS
JUNE 30, 2020**

NOTE 11 - NET PENSION LIABILITY

Qualified employees are covered under multiple-employer contributory retirement plans maintained by agencies of the State of California. Certificated employees are member of the California State Teachers' Retirement System (CalSTRS), and Classified employees are members of the California Public Employees' Retirement System (CalPERS). The District reported its proportionate share of the net pension liabilities, pension expense, deferred outflow of resources, and deferred inflow of resources for each of the above plans as follows:

Pension Plan	Collective Net Pension Liability	Collective Deferred Outflows of Resources	Collective Deferred Inflows of Resources	Collective Pension Expense
CalSTRS	\$ 7,082,503	\$ 2,140,106	\$ 866,867	\$ 802,230
CalPERS	10,716,284	2,942,806	205,285	2,494,536
Total	\$ 17,798,787	\$ 5,082,912	\$ 1,072,152	\$ 3,296,766

Pension Plans – California Public Employees' Retirement System (CalPERS)

General Information about the Pension Plan

Plan Description – The District contributes to the California State Teachers' Retirement System (CalSTRS); a cost-sharing multiple employer public employee retirement system defined benefit pension plan administered by CalSTRS. The plan provides retirement and disability benefits and survivor benefits to beneficiaries. Benefit provisions are established by state statutes, as legislatively amended, within the State Teachers' Retirement Law. CalSTRS issues a separate comprehensive annual financial report that includes financial statements and required supplementary information. Copies of the CalSTRS annual financial report may be obtained from CalSTRS, 7919 Folsom Blvd., Sacramento, CA 95826.

Benefits Provided – CalPERS provides service retirement and disability benefits, annual cost of living adjustments and death benefits to plan members, who must be public employees and beneficiaries. Benefits are based on years of service credit, a benefit factor and the member's final compensation. Members hired on or before December 31, 2012, with five years of total service are eligible to retire at age 50 with statutorily reduced benefits. Members hired on or after January 1, 2013, with five years of total service are eligible to retire at age 52 with statutorily reduced benefits. All members are eligible for non-duty disability benefits after five years of service. The Basic Death Benefit is paid to any member's beneficiary if the member dies while actively employed. An employee's eligible survivor may receive the 1957 Survivor Benefit if the member dies while actively employed, is at least age 50 (or 52 for members hired on or after January 1, 2013), and has at least five years of credited service. The cost of living adjustments for each plan are applied as specified by the Public Employees' Retirement Law.

**LASSEN COMMUNITY COLLEGE DISTRICT
NOTES TO THE FINANCIAL STATEMENTS
JUNE 30, 2020**

NOTE 11 - NET PENSION LIABILITY, continued

Pension Plans – California Public Employees’ Retirement System (CalPERS), continued

General Information about the Pension Plan, continued

The CalPERS provisions and benefits in effect at June 30, 2020 are summarized as follows:

	School Employer Pool (CalPERS)	
	On or before	On or after
Hire date	December 31, 2012	January 1, 2013
Benefit formula	2% at 55	2% at 62
Benefit vesting schedule	5 years of service	5 years of service
Benefit payments	Monthly for life	Monthly for life
Retirement age	55	62
Monthly benefits as a percentage of eligible compensation	1.1% - 2.5%	1.0% - 2.5%
Required employee contribution rate	7.000%	6.500%
Required employer contribution rate	18.062%	18.062%

Contributions – Section 20814(c) of the California Public Employees' Retirement Law requires that the employer contribution rates for all public employers be determined on an annual basis by the actuary and shall be effective on the July 1 following notice of a change in the rate. Total plan contributions are calculated through the CalPERS annual actuarial valuation process. The actuarially determined rate is the estimated amount necessary to finance the costs of benefits earned by employees during the year, with an additional amount to finance any unfunded accrued liability. The District is required to contribute the difference between the actuarially determined rate and the contribution rate of employees. The contributions rates are expressed as percentage of annual payroll. The contribution rates for each plan for the year ended June 30, 2020, are presented above and the total District contributions were \$1,005,259

Pension Liabilities, Pension Expense, and Deferred Outflows of Resources and Deferred Inflows of Resources Related to CalPERS

As of June 30, 2020, the District reported net pension liabilities for its proportionate share of the CalPERS net pension liability totaling \$10,716,284. The net pension liability was measured as of June 30, 2020. The District's proportion of the net pension liability was based on a projection of the District's long-term share of contributions to the pension plan relative to the projected contributions of all participating school districts, actuarially determined. The District's proportionate share for the measurement period June 30, 2019 and June 30, 2018, respectively was 0.0367 percent and 0.0334 percent, resulting in a net increase in the proportionate share of 0.0033 percent.

**LASSEN COMMUNITY COLLEGE DISTRICT
NOTES TO THE FINANCIAL STATEMENTS
JUNE 30, 2020**

NOTE 11 - NET PENSION LIABILITY, continued

Pension Plans – California Public Employees’ Retirement System (CalPERS), continued

Pension Liabilities, Pension Expense, and Deferred Outflows of Resources and Deferred Inflows of Resources Related to CalPERS, continued

For the year ended June 30, 2020, the District recognized pension expense of \$2,494,536. At June 30, 2020, the District reported deferred outflows of resources and deferred inflows of resources related to pensions from the following sources:

	Deferred Outflows of Resources	Deferred Inflows of Resources
Difference between projected and actual earnings on plan investments	\$ -	\$ 99,394
Differences between expected and actual experience	778,433	-
Changes in assumptions	510,128	-
Net changes in proportionate share of net pension liability	648,986	105,891
District contributions subsequent to the measurement date	1,005,259	-
Total	<u>\$ 2,942,806</u>	<u>\$ 205,285</u>

The deferred outflows of resources related to pensions resulting from District contributions subsequent to the measurement date will be recognized as a reduction of the net pension liability in the subsequent fiscal year. The deferred outflows/(inflows) of resources related to pensions will be recognized as follows:

Year Ended June 30,	Deferred Outflows/(Inflows) of Resources
2020	\$ 1,061,033
2021	274,385
2022	208,291
2023	188,553
	<u>\$ 1,732,262</u>

**LASSEN COMMUNITY COLLEGE DISTRICT
NOTES TO THE FINANCIAL STATEMENTS
JUNE 30, 2020**

NOTE 11 - NET PENSION LIABILITY, continued

Pension Plans – California Public Employees’ Retirement System (CalPERS), continued

Actuarial assumptions. For the measurement period ended June 30, 2019 (the measurement date), the total pension liability was determined by rolling forward the June 30, 2018 total pension liability. The June 30, 2018 and the June 30, 2019 total pension liabilities were based on the following actuarial methods and assumptions:

PERS (SEP)	
Valuation date	June 30, 2018
Measurement date	June 30, 2019
Experience study	July 1, 1997, through June 30, 2011
Actuarial cost method	Entry Age Normal
Discount rate	7.15%
Investment rate of return	7.15%
Consumer price inflation	2.50%
Wage growth	Varies by entry age and service

Mortality assumptions are based on mortality rates resulting from the most recent CalPERS experience study adopted by the CalPERS Board. For purposes of the post-retirement mortality rates, those revised rates include five years of projected ongoing mortality improvement using Scale AA published by the Society of Actuaries. In determining the long-term expected rate of return, CalPERS took into account both short-term and long-term market return expectations as well as the expected pension fund cash flows. Using historical returns of all the funds' asset classes, expected compound returns were calculated over the short-term (first ten years) and the long-term (11-60 years) using a building-block approach. Using the expected nominal returns for both short-term and long-term, the present value of benefits was calculated for each fund. The expected rate of return was set by calculating the single equivalent expected return that arrived at the same present value of benefits for cash flows as the one calculated using both short-term and long-term returns. The expected rate of return was then set equivalent to the single equivalent rate calculated above and rounded down to the nearest one quarter of one percent.

The table below reflects long-term expected real rate of return by asset class. The rate of return was calculated using the capital market assumptions applied to determine the discount rate and asset allocation. These geometric rates of return are net of administrative expenses:

**LASSEN COMMUNITY COLLEGE DISTRICT
NOTES TO THE FINANCIAL STATEMENTS
JUNE 30, 2020**

NOTE 11 - NET PENSION LIABILITY, continued

Pension Plans – California Public Employees’ Retirement System (CalPERS), continued

Asset Class*	Assumed Asset Allocation	Real Return Years 1 - 10**	Real Return Years 11+***
Global Equity	50%	4.80%	5.98%
Fixed Income	28%	1.00%	2.62%
Inflation Assets	0%	0.77%	1.81%
Private Equity	8%	6.30%	7.23%
Real Assets	13%	3.75%	4.93%
Liquidity	1%	0.00%	-0.92%
	100%		

*In the System's CAFR, Fixed Income is included in Global Debt Securities; Liquidity is included in Short-term

**An expected inflation of 2.0% used for this period

***An expected inflation of 2.92% used for this period

Discount Rate - The discount rate used to measure the total pension liability was 7.15 percent. A projection of the expected benefit payments and contributions was performed to determine if assets would run out. The test revealed the assets would not run out. Therefore, the long-term expected rate of return on pension plan investments was applied to all periods of projected benefit payments to determine the total pension liability for the Schools Pool. The results of the crossover testing for the Schools Pool are presented in a detailed report that can be obtained at CalPERS' website.

Sensitivity of the District’s proportionate share of the net pension liability to changes in the discount rate

- The following presents the District’s proportionate share of the net pension liability calculated using the discount rate of 7.15 percent, as well as what the District’s proportionate share of the net pension liability would be if it were calculated using a discount rate that is in the following table:

	1% Decrease (6.15%)	Current Discount Rate (7.15%)	1% Increase (8.15%)
Plan's net pension liability	\$ 15,446,819	\$ 10,716,284	\$ 6,791,979

Pension plan fiduciary net position. Detailed information about the pension plan’s fiduciary net position is available in the separately issued CalPERS CAFR at <https://www.calpers.ca.gov>.

**LASSEN COMMUNITY COLLEGE DISTRICT
NOTES TO THE FINANCIAL STATEMENTS
JUNE 30, 2020**

NOTE 11 - NET PENSION LIABILITY, continued

Pension Plans – California State Teachers’ Retirement System (CalSTRS)

General Information about the Pension Plan

Plan Description – The District contributes to the State Teachers Retirement Plan (STRP) administered by the California State Teachers' Retirement System (CalSTRS). STRP is a cost-sharing multiple-employer public employee retirement system defined benefit pension plan. Benefit provisions are established by State statutes, as legislatively amended, within the State Teachers' Retirement Law.

A full description of the pension plan regarding benefit provisions, assumptions (for funding, but not accounting purposes), and membership information is listed in the June 30, 2015, annual actuarial valuation report, Defined Benefit Program Actuarial Valuation. This report and CalSTRS audited financial information are publicly available reports that can be found on the CalSTRS website under Publications at: <http://www.calstrs.com/member-publications>.

Benefits Provided - The STRP provides retirement, disability and survivor benefits to beneficiaries. Benefits are based on members' final compensation, age and years of service credit. Members hired on or before December 31, 2012, with five years of credited service are eligible for the normal retirement benefit at age 60. Members hired on or after January 1, 2013, with five years of credited service are eligible for the normal retirement benefit at age 62. The normal retirement benefit is equal to 2.0 percent of final compensation for each year of credited service.

**LASSEN COMMUNITY COLLEGE DISTRICT
NOTES TO THE FINANCIAL STATEMENTS
JUNE 30, 2020**

NOTE 11 - NET PENSION LIABILITY, continued

Pension Plans – California State Teachers’ Retirement System (CalSTRS), continued

General Information about the Pension Plan, continued

The STRP is comprised of four programs: Defined Benefit Program, Defined Benefit Supplement Program, Cash Balance Benefit Program and Replacement Benefits Program. The STRP holds assets for the exclusive purpose of providing benefits to members and beneficiaries of these programs. CalSTRS also uses plan assets to defray reasonable expenses of administering the STRP. Although CalSTRS is the administrator of the STRP, the state is the sponsor of the STRP and obligor of the trust. In addition, the state is both an employer and nonemployee contributing entity to the STRP. The District contributes exclusively to the STRP Defined Benefit Program; thus, disclosures are not included for the other plans. The STRP provision and benefits in effect as June 30, 2018 are summarized as follows:

	STRP Defined Benefit Plan	
	On or before	On or after
Hire date	December 31, 2012	January 1, 2013
Benefit formula	2% at 60	2% at 62
Benefit vesting schedule	5 years of service	5 years of service
Benefit payments	Monthly for life	Monthly for life
Retirement age	60	62
Monthly benefits as a percentage of eligible compensation	2.0% - 2.4%	2.0% - 2.4%
Required employee contribution rate	10.25%	9.205%*
Required employer contribution rate	16.28%	16.28%
Required state contribution rate	9.328%	9.328%

*The rate imposed on CalSTRS 2% at 62 members assuming no change in the normal cost of benefits.

Contributions - Required member, District and State of California contributions rates are set by the California Legislature and Governor and detailed in Teachers' Retirement Law. The contributions rates are expressed as a level percentage of payroll using the entry age normal actuarial method. In accordance with AB 1469, employer contributions into the CalSTRS will be increasing to a total of 19.01 percent of applicable member earnings phased over a seven-year period. The contribution rates for each plan for the year ended June 30, 2020, are presented above and the District's total contributions were \$768,813

On-Behalf Payments - The District was the recipient of on-behalf payments made by the State of California to CalSTRS for community college education. These payments consist of state general fund contributions of approximately \$538,987 to CalSTRS.

**LASSEN COMMUNITY COLLEGE DISTRICT
NOTES TO THE FINANCIAL STATEMENTS
JUNE 30, 2020**

NOTE 11 - NET PENSION LIABILITY, continued

Pension Plans – California State Teachers’ Retirement System (CalSTRS), continued

Pension Liabilities, Pension Expense, and Deferred Outflows of Resources and Deferred Inflows of Resources Related to CalSTRS

At June 30, 2018, the District reported a liability for its proportionate share of the net pension liability that reflected a reduction for State pension support provided to the District. The amount recognized by the District as its proportionate share of the net pension liability, the related state support and the total portion of the net pension liability that was associated with the District were as follows:

Total net pension liability, including state share:

District's proportionate share of the net pension liability	\$	7,082,503
State's proportionate share of the net pension liability associated with the District		3,864,009
Total	\$	<u>10,946,512</u>

The net pension liability was measured as of June 30, 2020. The District's proportion of the net pension liability was based on a projection of the District's long-term share of contributions to the pension plan relative to the projected contributions of all participating school districts and the State, actuarially determined. The District's proportionate share for the measurement period June 30, 2019 and June 30, 2018, respectively, was 0.0784 percent and 0.0809 percent, resulting in a net decrease in the proportionate share of 0.0025 percent.

For the year ended June 30, 2020, the District recognized pension expense of \$802,230. At June 30, 2020, the District reported deferred outflows of resources and deferred inflows of resources related to pensions from the following sources:

	Deferred Outflows of Resources	Deferred Inflows of Resources
Difference between projected and actual earnings on plan investments	\$ -	\$ 272,758
Differences between expected and actual experience	17,880	199,444
Changes in assumptions	895,680	-
Net changes in proportionate share of net pension liability	457,733	394,665
District contributions subsequent to the measurement date	768,813	-
Total	<u>\$ 2,140,106</u>	<u>\$ 866,867</u>

**LASSEN COMMUNITY COLLEGE DISTRICT
NOTES TO THE FINANCIAL STATEMENTS
JUNE 30, 2020**

NOTE 11 - NET PENSION LIABILITY, continued

Pension Plans – California State Teachers’ Retirement System (CalSTRS), continued

Pension Liabilities, Pension Expense, and Deferred Outflows of Resources and Deferred Inflows of Resources Related to CalSTRS, continued

The deferred outflows of resources related to pensions resulting from District contributions subsequent to the measurement date will be recognized as a reduction of the net pension liability in the subsequent fiscal year. The deferred outflows/(inflows) of resources related to pensions will be recognized as follows:

Year Ended June 30,	Deferred Outflows/(Inflows) of Resources
2020	\$ 73,293
2021	(76,010)
2022	287,702
2023	261,877
2024	(21,745)
Thereafter	(20,691)
	<u>\$ 504,426</u>

Actuarial Assumptions

The total pension liability for the STRP was determined by applying update procedures to a financial reporting actuarial valuation as of June 30, 2018 and rolling forward the total pension liability to June 30, 2019. The financial reporting actuarial valuation as of June 30, 2018, used the following actuarial methods and assumptions, applied to all prior periods included in the measurement:

Notes to schedule:

Valuation date	June 30, 2018
Measurement date	June 30, 2019
Experience study	July 1, 2010, through June 30, 2015
Actuarial cost method	Entry Age Normal
Discount rate	7.10%
Investment rate of return	7.10%
Consumer price inflation	2.75%
Wage growth	3.50%

The long-term expected rate of return on pension plan investments was determined using a building-block method in which best estimate ranges of expected future real rates of return (expected returns, net of pension plan investment expense and inflation) are developed for each major asset class. The best estimate ranges were developed using capital market assumptions from CalSTRS general investment consultant. Based on the model for CalSTRS consulting actuary's investment practice, a best estimate range was determined by assuming the portfolio is re-balanced annually and that the annual returns are lognormally distributed and independent from year to year to develop expected percentiles for the long-term distribution of annualized returns.

**LASSEN COMMUNITY COLLEGE DISTRICT
NOTES TO THE FINANCIAL STATEMENTS
JUNE 30, 2020**

NOTE 11 - NET PENSION LIABILITY, continued

Pension Plans – California State Teachers’ Retirement System (CalSTRS), continued

The assumed asset allocation is based on Teachers' Retirement Board of the California State Teachers Retirement System (board) policy for target asset allocation in effect on February 2, 2012, the date the current experience study was approved by the board. Best estimates of 20-year geometric real rates of return and the assumed asset allocation for each major asset class used as input to develop the actuarial investment rate of return are summarized in the following table:

Asset Class	Assumed Asset Allocation	Long-term Expected Real Rate of Return*
Global Equity	47%	6.30%
Fixed Income	12%	0.30%
Real Estate	13%	5.20%
Private Equity	13%	9.30%
Cash/Liquidity	2%	-1.00%
Risk Mitigating Strategies	9%	2.90%
Inflation Sensitive	4%	3.80%
	100%	

*20-year geometric average

Discount rate - The discount rate used to measure the total pension liability was 7.10 percent. The projection of cash flows used to determine the discount rate assumed that contributions from plan members and employers will be made at statutory contribution rates in accordance with the rate increase per Assembly Bill 1469. Projected inflows from investment earnings were calculated using the long-term assumed investment rate of return (7.10 percent) and assuming that contributions, benefit payments, and administrative expense occur midyear. Based on those assumptions, the STRP’s fiduciary net position was projected to be available to make all projected future benefit payments to current plan members. Therefore, the long-term assumed investment rate of return was applied to all periods of projected benefit payments to determine the total pension liability.

Sensitivity of the District’s proportionate share of the net pension liability to changes in the discount rate - The following presents the District’s proportionate share of the net pension liability calculated using the discount rate of 7.10% percent, as well as what the District’s proportionate share of the net pension liability would be if it were calculated using a discount rate that is 1-percentage-point lower (6.10%) or 1-percentage-point higher (8.10%) than the current rate:

	1% Decrease (6.10%)	Current Discount Rate (7.10%)	1% Increase (8.10%)
Plan’s net pension liability	\$ 10,546,433	\$ 7,082,503	\$ 4,210,245

**LASSEN COMMUNITY COLLEGE DISTRICT
NOTES TO THE FINANCIAL STATEMENTS
JUNE 30, 2020**

NOTE 11 - NET PENSION LIABILITY, continued

Pension Plans – California State Teachers’ Retirement System (CalSTRS), continued

Pension plan fiduciary net position - Detailed information about the pension plan’s fiduciary net position is available in the separately issued CalSTRS CAFR at <http://www.calstrs.com/comprehensive-annual-financial-report>.

NOTE 12 - JOINT POWERS AGREEMENTS

The District participates in joint ventures under joint powers agreements with the following joint powers authorities (JPAs): Northern California Community Colleges Self-Insurance Authority (NCCC SIA), Siskiyou County Schools Joint Powers Authority, and Siskiyou County Schools Dental JPA. The relationship between the District and the JPAs is such that the JPAs are not component units of the District for financial reporting purposes. The JPAs arrange for and provide property, liability, workers’ compensation, dental, vision, and excess liability coverage for their members.

Each JPA is governed by a board consisting of representatives from the members. The boards control the operations of the JPAs, including selection of management and approval of operating budgets, independent of any influence by the members beyond their representation on the boards. Each member pays a premium commensurate with the level of coverage requested and shares surpluses and deficits proportionate to its participation in the JPA. The District’s share of year-end assets, liabilities, or fund equity is not calculated by the JPAs. Separately issued financial statements can be requested from each JPA. There has been no significant reduction in any of the insurance coverages from prior year. Settled claims resulting from these programs have not exceeded insurance coverage in each of the past three fiscal years.

NOTE 13 - SUBSEQUENT EVENTS

The District evaluated subsequent events from June 30, 2020 through December 11, 2020 the date the financial statements were issued. The District concluded that no subsequent events have occurred that would require recognition or disclosure in the financial statements.

**REQUIRED SUPPLEMENTARY
INFORMATION**

**LASSEN COMMUNITY COLLEGE DISTRICT
SCHEDULE OF CHANGES IN THE NET OPEB LIABILITY AND RELATED RATIOS
FOR THE YEAR ENDED JUNE 30, 2020**

	<u>2020</u>
Total OPEB liability	
Interest on Total OPEB Liability	\$ 7,988
Benefit payments	(33,211)
Net change in total OPEB liability	(25,223)
Total OPEB liability, beginning of year	210,217
Total OPEB liability, end of year (a)	<u>\$ 184,994</u>
Plan fiduciary net position	
Employer contributions	\$ 33,211
Benefit payments	(33,211)
Change in plan fiduciary net position	-
Fiduciary trust net position, beginning of year	-
Fiduciary trust net position, end of year (b)	<u>\$ -</u>
Net OPEB liability (asset), ending (a) - (b)	<u>\$ 184,994</u>
Covered payroll	\$ 97,081
Plan fiduciary net position as a percentage of the total OPEB liability (asset)	0.00%
Net OPEB liability (asset) as a percentage of covered payroll	190.56%

**LASSEN COMMUNITY COLLEGE DISTRICT
 SCHEDULE OF CONTRIBUTIONS - OPEB
 FOR THE YEAR ENDED JUNE 30, 2020**

	2020
Actuarially determined contribution	\$ 51,181
Contributions in relations to the actuarially determined contribution	33,211
Contribution deficiency (excess)	<u>\$ 17,970</u>

Covered-employee payroll \$ 97,081

Contribution as a percentage of covered-employee payroll 52.72%

This is a 10 year schedule, however the information in this schedule is not required to be presented retrospectively.

**LASSEN COMMUNITY COLLEGE DISTRICT
SCHEDULE OF PROPORTIONATE SHARE OF THE NET PENSION LIABILITY
FOR THE YEAR ENDED JUNE 30, 2020**

CalSTRS	2020	2019	2018	2017	2016	2015
District's proportion of the net pension liability	0.008%	0.008%	0.007%	0.008%	0.008%	0.009%
District's proportionate share of the net pension liability	\$ 7,082,503	\$ 7,352,560	\$ 6,675,136	\$ 6,388,588	\$ 5,483,520	\$ 5,074,767
State's proportionate share of the net pension liability associated with the District	3,864,009	4,209,887	3,948,987	3,637,445	2,900,169	3,067,422
Total	<u>\$ 10,946,512</u>	<u>\$ 11,562,447</u>	<u>\$ 10,624,123</u>	<u>\$ 10,026,033</u>	<u>\$ 8,383,689</u>	<u>\$ 8,142,189</u>
District's covered - employee payroll	\$ 6,210,147	\$ 6,210,147	\$ 4,282,134	\$ 5,849,746	\$ 3,862,684	\$ 3,888,341
District's proportionate Share of the net pension liability as percentage of covered-employee payroll	114%	118%	156%	109%	142%	131%
Plan fiduciary net position as a percentage of the total pension liability	73%	71%	69%	70%	77%	77%
CalPERS	2020	2019	2018	2017	2016	2015
District's proportion of the net pension liability	0.037%	0.034%	0.033%	0.032%	0.032%	0.032%
District's proportionate share of the net pension liability	\$ 10,716,284	\$ 8,932,155	\$ 7,951,180	\$ 6,360,285	\$ 4,686,136	\$ 3,577,974
District's covered - employee payroll	\$ 5,196,617	\$ 5,196,617	\$ 4,830,958	\$ 4,239,287	\$ 3,873,552	\$ 3,515,148
District's proportionate Share of the net pension liability as percentage of covered-employee payroll	206%	172%	165%	150%	121%	102%
Plan fiduciary net position as a percentage of the total pension liability	70%	71%	72%	74%	83%	83%

Note: In the future, as data becomes available, ten years of information will be presented.

**LASSEN COMMUNITY COLLEGE DISTRICT
SCHEDULE OF CONTRIBUTIONS - PENSIONS
FOR THE YEAR ENDED JUNE 30, 2020**

CalSTRS	Reporting Fiscal Year					
	2020	2019	2018	2017	2016	2015
Statutorily required contribution	\$ 768,813	\$ 1,011,012	\$ 617,912	\$ 735,898	\$ 414,466	\$ 342,174
District's contributions in relation to the statutorily required contribution	768,813	1,011,012	617,912	735,898	414,466	342,174
District's contribution deficiency (excess)	\$ -	\$ -	\$ -	\$ -	\$ -	\$ -
District's covered-employee payroll	\$ 4,240,557	\$ 6,210,147	\$ 4,282,134	\$ 5,849,746	\$ 3,862,684	\$ 3,888,341
District's contributions as a percentage of covered-employee payroll	18.13%	16.28%	14.43%	12.58%	10.73%	8.80%

CalPERS	Reporting Fiscal Year					
	2020	2019	2018	2017	2016	2015
Statutorily required contribution	\$ 1,005,259	\$ 938,613	\$ 671,020	\$ 588,837	\$ 459,016	\$ 413,733
District's contributions in relation to the statutorily required contribution	1,005,259	938,613	671,020	588,837	459,016	413,733
District's contribution deficiency (excess)	\$ -	\$ -	\$ -	\$ -	\$ -	\$ -
District's covered-employee payroll	\$ 5,097,404	\$ 5,196,617	\$ 4,830,958	\$ 4,239,287	\$ 3,873,552	\$ 3,515,148
District's contributions as a percentage of covered-employee payroll	19.72%	18.06%	13.89%	13.89%	11.85%	11.77%

Note: In the future, as data becomes available, ten years of information will be presented.

**LASSEN COMMUNITY COLLEGE DISTRICT
NOTES TO REQUIRED SUPPLEMENTARY INFORMATION
FOR THE YEAR ENDED JUNE 30, 2020**

NOTE 1 - PURPOSE OF SCHEDULES

Schedule of Changes in Net OPEB Liability and Related Ratios

The Schedule of Changes in Net OPEB liability is presented to illustrate the elements of the District's Net OPEB liability. There is a requirement to show information for 10 years. However, until a full 10-year trend is compiled, governments should present information for those years for which information is available.

Schedule of Contributions – OPEB

This schedule presents information on the District's actuarially determined contribution, contributions in relation to the actuarially determined contribution, and any excess or deficiency related to the actuarially determined contribution. In the future, as data becomes available, ten years of information will be presented.

Schedule of Proportionate Share of the Net Pension Liability

This schedule presents information on the District's proportionate share of the net pension liability (NPL), the plans' fiduciary net positions and, when applicable, the State's proportionate share of the NPL associated with the District. In the future, as data becomes available, ten years of information will be presented.

Schedule of Contributions – Pensions

This schedule presents information on the District's required contribution, the amounts actually contributed, and any excess or deficiency related to the required contribution. In the future, as data becomes available, ten years of information will be presented.

**SUPPLEMENTARY
INFORMATION**

**LASSEN COMMUNITY COLLEGE DISTRICT
DISTRICT ORGANIZATION STRUCTURE
FOR THE YEAR ENDED JUNE 30, 2020**

The forerunner of Lassen Community College began on May 4, 1925, when the Junior College Department of the Lassen Union High School District was established and began conducting classes on the Lassen High School campus.

A separate facility was created in 1941; and in 1947, because of increasing enrollment, a new building was constructed adjacent to the high school.

The modern era of Lassen Community College began in March 1965 with the establishment of the Lassen Community College District and the separation from the high school district.

The District provides higher education instruction for the first and second years of college education and vocational training at Lassen Community College.

GOVERNING BOARD

NAME	OFFICE	TERM EXPIRES
Sophia Wages	President	December 2022
Shaun Giese	Vice President	December 2020
Kim Dieter	Trustee	December 2020
Louis Hamilton	Trustee	December 2022
Buck Parks	Trustee	December 2020
Tim I. Purdy	Trustee	December 2020
Alan Siemer	Trustee	December 2022

DISTRICT ADMINISTRATION

Trevor D. Albertson, Ph.D.
Interim Superintendent/President

Ms. Carie Camacho
Interim Dean of Instruction (CIO)

Ms. Roxanna Haynes
Interim Dean of Instruction

Ms. Brady Reed
Interim VP of Student Services

Randall Joslin, Ph.D.
Interim VP of Administrative Services

**LASSEN COMMUNITY COLLEGE DISTRICT
SCHEDULE OF WORKLOAD MEASURES FOR STATE GENERAL APPORTIONMENT
ANNUAL/ACTUAL ATTENDANCE
FOR THE YEAR ENDED JUNE 30, 2020**

The full-time equivalent resident students (FTES) eligible for 2019-20 state apportionment reported to the Chancellor's Office as of June 30, 2020, are summarized below:

CATEGORIES	Reported Data	Audit Adjustment	Audited Data
A. Summer Intersession (Summer 2019 only)			
1. Noncredit	3.43	-	3.43
2. Credit	25.25	-	25.25
B. Summer Intersession (Summer 2020 - Prior to July 1, 2020)			
1. Noncredit	-	-	-
2. Credit	-	-	-
C. Primary Terms (Exclusive of Summer Intersession)			
1. Census Procedure Courses			
(a) Weekly Census Contact Hours	423.01	-	423.01
(b) Daily Census Contact Hours	159.49	-	159.49
2. Actual Hours of Attendance Procedure Courses			
(a) Noncredit	9.43	-	9.43
(b) Credit	60.84	-	60.84
3. Independent Study/Work Experience			
(a) Weekly Census Contact Hours	596.82	-	596.82
(b) Daily Census Contact Hours	23.76	-	23.76
(c) Noncredit Independent Study/Distance Education Courses	-	-	-
D. Total FTES	1,302.03	-	1,302.03
Supplemental Information (subset of above information)			
E. In-service Training Courses	-	-	-
F. Basic Skills Courses and Immigrant Education			
1. Credit	14.60	-	14.60
2. Noncredit	13.40	-	13.40
Total Basic Skills FTES	28.00	-	28.00

**LASSEN COMMUNITY COLLEGE DISTRICT
SCHEDULE OF EXPENDITURES OF FEDERAL AWARDS
FOR THE YEAR ENDED JUNE 30, 2020**

Federal Grantor/Pass-Through Grantor/Program or Cluster Title	Pass Through/ Grant Number	Federal CFDA Number	Federal Expenditures
DEPARTMENT OF HOMELAND SECURITY			
FEMA	*	97.042	125,352
Total Department of Homeland Security			<u>125,352</u>
U.S. DEPARTMENT OF EDUCATION			
Financial Aid Cluster			
Federal Supplemental Education Opportunity Grants	*	84.007	\$ 69,600
Federal Work Study Program	*	84.033	337,153
Federal Pell Grant Program	*	84.063	1,336,510
Federal Direct Student Loans	*	84.268	339,443
Total Financial Aid Cluster			<u>2,082,706</u>
Passed Through California Department of Education			
Vocational Education-Basic Grants to States	13-C01-025	84.048	152,192
Vocational Education Tech Prep	13-112-130	84.051	27,982
Emergency Relief fund for Students	*	84.425E	99,600
Total U.S. Department of Education			<u>2,362,480</u>
U.S. DEPARTMENT OF AGRICULTURE			
Child and Adult Care Food Program	*	10.558	13,261
Passed Through State Department of Forestry			
Schools and Roads - Grants to States	*	10.665	53,705
Distance Learning and Telemedicine Grant	*	10.885	3,611
Total U.S. Department of Agriculture			<u>70,577</u>
U.S. DEPARTMENT OF VETERANS AFFAIRS			
Veterans Affairs Reporting Fee	*	64.120	425
Total U.S. Department of Veterans Affairs			<u>425</u>
TOTAL EXPENDITURES OF FEDERAL AWARDS			<u>\$ 2,558,834</u>

**LASSEN COMMUNITY COLLEGE DISTRICT
SCHEDULE OF REVENUES AND EXPENDITURES OF STATE AWARDS
FOR THE YEAR ENDED JUNE 30, 2020**

	Program Revenues				Program Expenditures
	Accounts			Total Revenue	
	Cash Received	Receivable (Payable)	Grantor Advances		
Reimbursed Maintenance Allowance	\$ 2,320	\$ -	\$ -	\$ 2,320	\$ 2,320
State Mandated Costs	47,348	-	-	47,348	47,348
Part time Faculty Compensation	93,642	-	-	93,642	93,642
Hunger Free Campus	14,799	-	(5,986)	8,813	8,813
Staff Diversity	50,000	-	(31,255)	18,745	18,745
VA Resource Center	34,224	-	(34,010)	214	214
Classified Professional Devlp	15,640	-	(15,640)	-	-
FTIG Cal Grant	15,693	-	(15,693)	-	-
College Completion	154,924	-	(59,575)	95,349	95,349
College Promise	28,924	-	(28,924)	-	-
Campus Safety Sexual Harrasment	6,466	-	(6,466)	-	-
Prop 20 Lottery	24,672	41,713	-	66,385	66,385
Scheduled Maint/Physical Plant	22,008	-	(17,434)	4,574	4,574
Mental Health	14,195	-	-	14,195	14,195
Student Success Equity & Basic Skills	1,740,738	-	(581,602)	1,159,136	1,159,136
Guided Pathways	232,150	-	(173,292)	58,858	58,858
Diabled Students Programs and Services	221,986	-	(12,206)	209,780	209,780
CalWORKs	130,535	-	(11,089)	119,446	119,446
TANF	14,046	14,090	-	28,136	28,136
Financial Aid Technology	145,441	-	(131,194)	14,247	14,247
BFAP	145,810	-	-	145,810	145,810
Extended Opportunity Programs and Services	418,050	-	(13,868)	404,182	404,182
Cooperative Agency Resources Education	62,740	-	(9,861)	52,879	52,879
Kinship Education	34,365	26,321	(5,358)	55,328	55,328
Kinship CSEC	854	-	-	854	854
Rural Tech Grant	168,040	-	(129,142)	38,898	38,898
Strong Workforce Local	703,078	-	(385,367)	317,711	317,711
Strong Workforce Regional	323,469	-	(161,490)	161,979	161,979
IEPP Inmate Grant	45,454	-	(41,242)	4,212	4,212
CTE Strengthening Online	72,686	98,602	-	171,288	171,288
AB 104 2018	50,983	-	-	50,983	50,983
AB 104 2019	342,642	-	-	342,642	342,642
AB 104 2020	500,213	-	(414,149)	86,064	86,064
Inmate Education Book Grant	28,809	-	-	28,809	28,809
General Child Care	177,215	698	-	177,913	177,913
State Preschool	126,028	4,669	-	130,697	130,697
State Food Program	793	-	-	793	793
CD Consortium	1,851	-	(401)	1,450	1,450
QRIS CD Grant	1,898	-	-	1,898	1,898
Cal Grant	96,631	-	-	96,631	96,631
	<u>\$ 6,311,360</u>	<u>\$ 186,093</u>	<u>\$ (2,285,244)</u>	<u>\$ 4,212,209</u>	<u>\$ 4,212,209</u>

**LASSEN COMMUNITY COLLEGE DISTRICT
RECONCILIATION OF ANNUAL FINANCIAL AND BUDGET REPORT (CCFS-311) WITH AUDITED
FINANCIAL STATEMENTS
FOR THE YEAR ENDED JUNE 30, 2020**

There were no adjustments or reclassifications necessary to reconcile the Annual Financial and Budget Report (Form CCFS-311) with the audited statement of net position and statement of revenues, expenses, and changes in net position other than those items related to GASB Statement No. 34 and 35.

**LASSEN COMMUNITY COLLEGE DISTRICT
RECONCILIATION OF THE ECS 84362 (50 PERCENT LAW) CALCULATION
FOR THE YEAR ENDED JUNE 30, 2020**

	Object/ TOP Codes	Activity (ESCA) ECS 84362 A Instructional Salary Cost AC 0100-5900 & AC 6100			Activity (ECSB) ECS 84362 B Total CEE AC 0100-6799		
		Reported Data	Audit Adjustments	Revised Data	Reported Data	Audit Adjustments	Revised Data
<u>Academic Salaries</u>							
Instructional Salaries							
Contract or Regular	1100	\$ 2,963,118	\$ -	\$ 2,963,118	\$ 2,963,118	\$ -	\$ 2,963,118
Other	1300	1,714,319	-	1,714,319	1,714,319	-	1,714,319
Total Instructional Salaries		4,677,437	-	4,677,437	4,677,437	-	4,677,437
Non-Instructional Salaries							
Contract or Regular	1200	-	-	-	628,465	-	628,465
Other	1400	-	-	-	151,944	-	151,944
Total Non-Instructional Salaries		-	-	-	780,409	-	780,409
Total Academic Salaries		4,677,437	-	4,677,437	5,457,846	-	5,457,846
<u>Classified Salaries</u>							
Non-Instructional Salaries							
Regular Status	2100	-	-	-	2,192,225	-	2,192,225
Other	2300	-	-	-	99,691	-	99,691
Total Non-Instructional Salaries		-	-	-	2,291,916	-	2,291,916
Instructional Aides							
Regular Status	2200	393,874	-	393,874	393,874	-	393,874
Other	2400	13,053	-	13,053	13,053	-	13,053
Total Instructional Aides		406,927	-	406,927	406,927	-	406,927
Total Classified Salaries		406,927	-	406,927	2,698,843	-	2,698,843
Employee Benefits	3000	2,266,006	-	2,266,006	4,019,208	-	4,019,208
Supplies and Materials	4000	-	-	-	189,317	-	189,317
Other Operating Expenses	5000	50,452	-	50,452	2,026,722	-	2,026,722
Equipment Replacement	6420	-	-	-	-	-	-
Total Expenditures Prior to Exclusions		7,400,822	-	7,400,822	14,391,936	-	14,391,936
<u>Exclusions</u>							
Activities to Exclude							
Inst. Staff-Retirees' Benefits and Incentives	5900	-	-	-	-	-	-
Std. Health Svcs. Above Amount Collected	6441	-	-	-	-	-	-
Student Transportation	6491	-	-	-	-	-	-
Non-inst.Staff-Retirees' Benefits and Incentives	6740	-	-	-	33,211	-	33,211
Object to Exclude							
Rents and Leases	5060	-	-	-	7,200	-	7,200
Lottery Expenditures		-	-	-	-	-	-
Academic Salaries	1000	-	-	-	-	-	-
Classified Salaries	2000	-	-	-	-	-	-
Employee Benefits	3000	-	-	-	-	-	-
Supplies and Materials	4000	-	-	-	-	-	-
Software	4100	-	-	-	373,934	-	373,934
Books, Magazines & Periodicals	4200	-	-	-	-	-	-
Instructional Supplies & Materials	4300	-	-	-	-	-	-
Non-inst. Supplies & Materials	4400	-	-	-	-	-	-
Total Supplies and Materials		-	-	-	373,934	-	373,934
Other Operating Expenses and Services	5000	-	-	-	-	-	-
Capital Outlay	6000	-	-	-	-	-	-
Library Books	6300	-	-	-	-	-	-
Equipment	6400	-	-	-	-	-	-
Equipment - Additional	6410	-	-	-	-	-	-
Equipment - Replacement	6420	-	-	-	-	-	-
Total Equipment		-	-	-	-	-	-
Total Capital Outlay		-	-	-	-	-	-
Other Outgo	7000	-	-	-	-	-	-
Total Exclusions		\$ -	\$ -	\$ -	\$ 414,345	\$ -	\$ 414,345
Total for ECS 84362, 50% Law		\$ 7,400,822	\$ -	\$ 7,400,822	\$ 13,977,591	\$ -	\$ 13,977,591
Percent of CEE (Instructional Salary Cost/Total CEE)		52.95%	0.00%	52.95%	100.00%	0.00%	100.00%
50% of Current Expense of Education					\$ 6,988,796	\$ -	\$ 6,988,796

**LASSEN COMMUNITY COLLEGE DISTRICT
 DETAILS OF THE EDUCATION PROTECTION ACCOUNT
 FOR THE YEAR ENDED JUNE 30, 2020**

EPA Revenue	755,717
-------------	---------

Activity Classification	Activity Code	Salaries and Benefits	Operating Expenses	Capital Outlay	Total
		(Obj 1000-3000)	(Obj 4000-5000)	(Obj 6000)	
Instructional Activities	0100-5900	755,717	-	-	755,717
Total		755,717	-	-	755,717

**LASSEN COMMUNITY COLLEGE DISTRICT
RECONCILIATION OF GOVERNMENTAL FUNDS TO THE STATEMENT OF NET POSITION
FOR THE YEAR ENDED JUNE 30, 2020**

Total audited fund balances as reported on the Annual Financial and Budget Report (CCFS-311)		\$	4,890,800
Assets recorded within the statements of net position not included in the District fund financial statements:			
Nondepreciable capital assets	\$	36,240	
Depreciable capital assets		19,900,350	
Accumulated depreciation		<u>(14,030,629)</u>	5,905,961
Liabilities recorded within the statements of net position not recorded in the District fund financial statements:			
Net pension liability			(17,798,787)
Compensated absences			(471,239)
OPEB liability			(184,994)
Capital lease			(26,193)
Deferred outflows of resources			5,082,912
Deferred inflows of resources			<u>(1,072,152)</u>
Total net position reported within the Statement of Net Position		\$	<u>(3,673,692)</u>

**LASSEN COMMUNITY COLLEGE DISTRICT
NOTE TO THE SUPPLEMENTARY INFORMATION
JUNE 30, 2020**

NOTE 1 - PURPOSE OF SCHEDULES

District Organizational Structure

This schedule provides information about the District's governing board members and administration members.

Schedule of Workload Measures for State General Apportionment Annual/Actual Attendance

A full-time equivalent student is a measurement of the number of hours students attend classes. The purpose of attendance accounting from a fiscal standpoint is to provide the basis on which apportionments of state funds are made to community college districts.

Schedule of Expenditures of Federal Awards

The accompanying Schedule of Expenditures of Federal Awards includes the Federal grant activity of the District and is presented on the modified accrual basis of accounting. The information in this schedule is presented in accordance with Title 2 U.S. Code of Federal Regulations (CFR) Part 200, Uniform Administrative Requirements, Cost Principles, and Audit Requirements for Federal Awards. Therefore, some amounts presented in this schedule may differ from amounts presented in, or used in the preparation of, the financial statements.

Schedule of Revenues and Expenditures of State Awards

The accompanying Schedule of Expenditures of State Awards includes the State grant activity of the District and is presented on the modified accrual basis of accounting. Therefore, some amounts presented in this schedule may differ from amounts presented in, or used in the preparation of, the financial statements. The information in this schedule is presented to comply with reporting requirements of the California State Chancellor's Office.

Reconciliation of Annual Financial and Budget Report (CCFS-311) With Audited Financial Statements

This schedule provides the information necessary to reconcile the fund balances of all funds as reported on the Form CCFS-311 to the audited financial statements other than those adjustments related to the conversion required by GASB Statement Nos. 34 and 35.

Reconciliation of ECS 84362 (50 Percent Law) Calculation

This schedule provides the information necessary to reconcile the 50% law calculation as reported on the Form CCFS-311 to the audited financial statements.

This schedule provides the information necessary to reconcile the Education Protection Account Expenditures reported on the Form CCFS-311 to the audited financial statements.

Details of the Education Protection Account

This schedule provides the District's summary of receipts and uses of the monies received through the EPA.

**LASSEN COMMUNITY COLLEGE DISTRICT
NOTE TO THE SUPPLEMENTARY INFORMATION
JUNE 30, 2020**

Reconciliation of Governmental Funds to the Statement of Net Position

This schedule provides the information necessary to reconcile the governmental fund balances to the audited financial statements.

**OTHER INDEPENDENT
AUDITORS' REPORTS**



INDEPENDENT AUDITORS' REPORT ON INTERNAL CONTROL OVER FINANCIAL REPORTING AND ON COMPLIANCE AND OTHER MATTERS BASED ON AN AUDIT OF FINANCIAL STATEMENTS PERFORMED IN ACCORDANCE WITH GOVERNMENT AUDITING STANDARDS

The Board of Trustees
Lassen Community College District
Susanville, California

We have audited, in accordance with the auditing standards generally accepted in the United States of America and the standards applicable to financial audits contained in Government Auditing Standards issued by the Comptroller General of the United States, the financial statements of the Lassen Community College District, as of and for the year ended June 30, 2020, and the related notes to the financial statements, which collectively comprise the Lassen Community College District's basic financial statements, and have issued our report thereon dated December 11, 2020.

Internal Control Over Financial Reporting

In planning and performing our audit of the financial statements, we considered Lassen Community College District's internal control over financial reporting (internal control) to determine the audit procedures that are appropriate in the circumstances for the purpose of expressing our opinions on the financial statements, but not for the purpose of expressing an opinion on the effectiveness of the Lassen Community College District's internal control. Accordingly, we do not express an opinion on the effectiveness of the Lassen Community College District's internal control.

A deficiency in internal control exists when the design or operation of a control does not allow management or employees, in the normal course of performing their assigned functions, to prevent, or detect and correct, misstatements on a timely basis. A *material weakness* is a deficiency, or a combination of deficiencies, in internal control, such that there is a reasonable possibility that a material misstatement of the entity's financial statements will not be prevented or detected and corrected on a timely basis. A *significant deficiency* is a deficiency, or a combination of deficiencies, in internal control that is less severe than a material weakness, yet important enough to merit attention by those charged with governance.

Our consideration of internal control was for the limited purpose described in the first paragraph of this section and was not designed to identify all deficiencies in internal control that might be material weaknesses or significant deficiencies. Given these limitations, during our audit we did not identify any deficiencies in internal control that we consider to be material weaknesses. However, material weaknesses may exist that have not been identified. Control that is less severe than a material weakness, yet important enough to merit attention by those charged with governance.

Compliance and Other Matters

As part of obtaining reasonable assurance about whether the Lassen Community College District's financial statements are free of material misstatement, we performed tests of its compliance with certain provisions of laws, regulations, contracts, and grant agreements, noncompliance with which could have a direct and material effect on the determination of financial statement amounts. However, providing an opinion on compliance with those provisions was not an objective of our audit, and accordingly, we do not express such an opinion. The results of our tests disclosed no instances of noncompliance or other matters that are required to be reported under *Government Auditing Standards*.

Purpose of this Report

The purpose of this report is solely to describe the scope of our testing of internal control and compliance and the results of that testing, and not to provide an opinion on the effectiveness of the entity's internal control or on compliance. This report is an integral part of an audit performed in accordance with *Government Auditing Standards* in considering the entity's internal control and compliance. Accordingly, this communication is not suitable for any other purpose.

CWDL, Certified Public Accountants

San Diego, California
December 11, 2020



INDEPENDENT AUDITORS' REPORT ON COMPLIANCE FOR EACH MAJOR FEDERAL PROGRAM; AND REPORT ON INTERNAL CONTROL OVER COMPLIANCE REQUIRED BY THE UNIFORM GUIDANCE

The Board of Trustees
Lassen Community College District
Susanville, California

Report on Compliance for Each Major Federal Program

We have audited Lassen Community College District's compliance with the types of compliance requirements described in the *OMB Compliance Supplement* that could have a direct and material effect on each of Lassen Community College District's major federal programs for the year ended June 30, 2020. Lassen Community College District's major federal programs are identified in the summary of auditor's results section of the accompanying schedule of findings and questioned costs.

Management's Responsibility

Management is responsible for compliance with federal statutes, regulations, and the terms and conditions of its federal awards applicable to its federal programs.

Auditor's Responsibility

Our responsibility is to express an opinion on compliance for each of Lassen Community College District's major federal programs based on our audit of the types of compliance requirements referred to above. We conducted our audit of compliance in accordance with auditing standards generally accepted in the United States of America; the standards applicable to financial audits contained in *Government Auditing Standards*, issued by the Comptroller General of the United States; and the audit requirements of Title 2 U.S. *Code of Federal Regulations* Part 200, *Uniform Administrative Requirements, Cost Principles, and Audit Requirements for Federal Awards* (Uniform Guidance). Those standards and the Uniform Guidance require that we plan and perform the audit to obtain reasonable assurance about whether noncompliance with the types of compliance requirements referred to above that could have a direct and material effect on a major federal program occurred. An audit includes examining, on a test basis, evidence about Lassen Community College District's compliance with those requirements and performing such other procedures as we considered necessary in the circumstances.

We believe that our audit provides a reasonable basis for our opinion on compliance for each major federal program. However, our audit does not provide a legal determination of Lassen Community College District's compliance.

Opinion on Each Major Federal Program

In our opinion, Lassen Community College District complied, in all material respects, with the types of compliance requirements referred to above that could have a direct and material effect on each of its major federal programs for the year ended June 30, 2020.

Report on Internal Control Over Compliance

Management of Lassen Community College District is responsible for establishing and maintaining effective internal control over compliance with the types of compliance requirements referred to above. In planning and performing our audit of compliance, we considered Lassen Community College District's internal control over compliance with the types of requirements that could have a direct and material effect on each major federal program to determine the auditing procedures that are appropriate in the circumstances for the purpose of expressing an opinion on compliance for each major federal program and to test and report on internal control over compliance in accordance with the Uniform Guidance, but not for the purpose of expressing an opinion on the effectiveness of internal control over compliance. Accordingly, we do not express an opinion on the effectiveness of Lassen Community College District's internal control over compliance.

A deficiency in internal control over compliance exists when the design or operation of a control over compliance does not allow management or employees, in the normal course of performing their assigned functions, to prevent, or detect and correct, noncompliance with a type of compliance requirement of a federal program on a timely basis. *A material weakness in internal control over compliance* is a deficiency, or combination of deficiencies, in internal control over compliance, such that there is a reasonable possibility that material noncompliance with a type of compliance requirement of a federal program will not be prevented, or detected and corrected, on a timely basis. *A significant deficiency in internal control over compliance* is a deficiency, or a combination of deficiencies, in internal control over compliance with a type of compliance requirement of a federal program that is less severe than a material weakness in internal control over compliance, yet important enough to merit attention by those charged with governance.

Our consideration of internal control over compliance was for the limited purpose described in the first paragraph of this section and was not designed to identify all deficiencies in internal control over compliance that might be material weaknesses or significant deficiencies. We did identify certain deficiencies in internal control over compliance that we consider to be material weaknesses. However, material weaknesses may exist that have not been identified.

The purpose of this report on internal control over compliance is solely to describe the scope of our testing of internal control over compliance and the results of that testing based on the requirements of the Uniform Guidance. Accordingly, this report is not suitable for any other purpose.

CWDL, Certified Public Accountants

San Diego, California
December 11, 2020



INDEPENDENT AUDITORS' REPORT ON STATE COMPLIANCE

The Board of Trustees
Lassen Community College District
Susanville, California

Report on State Compliance

We have audited Lassen Community College District's compliance with the types of compliance requirements described in the *California Community Colleges Contracted District Audit Manual (CDAM) 2019-20*, issued by the California Community Colleges Chancellor's Office for the year ended June 30, 2020.

Management's Responsibility

Management is responsible for compliance with the requirements of laws, regulations, contracts, and grants applicable to its state programs.

Auditor's Responsibility

Our responsibility is to express an opinion on Lassen Community College District's compliance with the requirements referred to above. We conducted our audit of compliance in accordance with auditing standards generally accepted in the United States of America; the standards applicable to financial audits contained in *Government Auditing Standards*, issued by the Comptroller General of the United States; and the *California Community Colleges Contracted District Audit Manual (CDAM) 2019-20*, issued by the California Community Colleges Chancellor's Office. Those standards require that we plan and perform the audit to obtain reasonable assurance about whether noncompliance with the types of compliance requirements referred to above that could have a direct and material effect on the state programs noted below. An audit includes examining, on a test basis, evidence about Lassen Community College District's compliance with those requirements and performing such other procedures as we considered necessary in the circumstances.

We believe that our audit provides a reasonable basis for our opinion on compliance with the requirements referred to above. However, our audit does not provide a legal determination of Lassen Community College District's compliance with those requirements.

Basis for Modified Opinion

As described in the accompanying Schedule of Findings and Questioned Costs, the District did not comply with requirements regarding the State General Apportionment Funding System 2020-001. Compliance with such requirements is necessary, in our opinion, for the District to comply with the requirements applicable to the program.

Modified Opinion

In our opinion, except for the noncompliance described in the Basis for Modified Opinion paragraph, the District complied, in all material respects, with the types of compliance requirements referred to above for the year ended June 30, 2020.

Unmodified Opinion for Each of the Other Programs

In our opinion, the District complied, in all material respects, with the compliance requirements referred to above that are applicable to the programs noted below that were audited for the year ended June 30, 2020, except as described in the State Awards Findings and Questioned Costs section of the accompanying Schedule of Audit Findings and Questioned Costs.

Other Matters

In connection with the audit referred to above, we selected and tested transactions and records to determine Lassen Community College District's compliance with the state laws and regulations applicable to the following items:

- Section 411 – SCFF Data Management Control Environment
- Section 421 – Salaries of Classroom Instructors (50 Percent Law)
- Section 423 – Apportionment for Instructional Service Agreements/Contracts
- Section 424 – State General Apportionment Funding System
- Section 425 – Residency Determination for Credit Courses
- Section 426 – Students Actively Enrolled
- Section 427 – Dual Enrollment of K-12 Students in Community College Credit Courses
- Section 430 – Scheduled Maintenance Program
- Section 431 – Gann Limit Calculation
- Section 435 – Open Enrollment
- Section 439 – Proposition 39 Clean Energy
- Section 440 – Intersession Extension Program
- Section 444 – Apprenticeship Related and Supplemental Instruction (RSI) Funds
- Section 475 – Disabled Student Programs and Services (DSPS)
- Section 479 – To Be Arranged Hours (TBA)
- Section 490 – Proposition 1D State Bond Funded Projects
- Section 491 – Proposition 55 Education Protection Account Funds

Purpose of this Report

The purpose of this report is solely to describe the scope of our testing over state laws and regulations based on the requirements described in the *California Community Colleges Contracted District Audit Manual (CDAM) 2019-20*. Accordingly, this report is not suitable for any other purpose.

CWDL, Certified Public Accountants

San Diego, California
December 11, 2020

**SCHEDULE OF FINDINGS AND
QUESTIONED COSTS**

**LASSEN COMMUNITY COLLEGE DISTRICT
SCHEDULE OF AUDIT FINDINGS AND QUESTIONED COSTS
FOR THE YEAR ENDED JUNE 30, 2020**

Section I – Summary of Auditors’ Results

FINANCIAL STATEMENTS

Type of auditors' report issued:	<u>Unmodified</u>
Internal control over financial reporting:	
Material weaknesses identified?	<u>No</u>
Significant deficiencies identified not considered to be material weaknesses?	<u>None reported</u>
Non-compliance material to financial statements noted?	<u>No</u>

FEDERAL AWARDS

Internal control over major programs:	
Material weaknesses identified?	<u>No</u>
Significant deficiencies identified not considered to be material weaknesses?	<u>None reported</u>
Type of auditors' report issued on compliance for major programs:	<u>Unmodified</u>
Any audit findings disclosed that are required to be reported in accordance with Title 2 U.S. Code of Federal Regulations (CFR) Part 200, Uniform Administrative Requirements, Costs Principles, and Audit Requirements for Federal Awards	<u>No</u>
Identification of major programs:	

<u>CFDA Numbers</u>	<u>Name of Federal Program of Cluster</u>
<u>84.007, 84.033 84.063, 84.268</u>	<u>Student Financial Aid Cluster</u>

Dollar threshold used to distinguish between Type A and Type B programs:	<u>\$ 750,000</u>
Auditee qualified as low-risk auditee?	<u>Yes</u>

STATE AWARDS

Internal control over State programs:	
Material weaknesses identified?	<u>No</u>
Significant deficiencies identified not considered to be material weaknesses?	<u>Yes</u>
Type of auditors' report issued on compliance for State programs:	<u>Modified</u>

**LASSEN COMMUNITY COLLEGE DISTRICT
SCHEDULE OF AUDIT FINDINGS AND QUESTIONED COSTS
FOR THE YEAR ENDED JUNE 30, 2020**

Section II – Financial Statement Findings

This section identifies the significant deficiencies, material weaknesses, and instances of noncompliance related to the financial statements that are required to be reported in accordance with *Government Auditing Standards*.

There were no financial statement findings or questioned costs identified during 2019-20.

**LASSEN COMMUNITY COLLEGE DISTRICT
SCHEDULE OF AUDIT FINDINGS AND QUESTIONED COSTS
FOR THE YEAR ENDED JUNE 30, 2020**

Section III – Federal Award Findings and Questioned Costs

This section identifies the audit findings required to be reported under Uniform Guidance.

There were no federal award findings or questioned costs identified during 2019-20.

**LASSEN COMMUNITY COLLEGE DISTRICT
SCHEDULE OF AUDIT FINDINGS AND QUESTIONED COSTS
FOR THE YEAR ENDED JUNE 30, 2020**

Section IV – State Award Findings and Questioned Costs

This section identifies the audit findings pertaining to noncompliance with state program rules and regulations.

FINDING #2020-001 – STATE COMPLIANCE (STATE GENERAL APPORTIONMENT FUNDING SYSTEM)

Criteria

The total student contact hours reported for each class under the actual hours of attendance procedure should be the sum of the individual attendance hours total for each student in the class as reported by the instructor (5 CCR 58003.1(d) and 5 CCR 58003.1(g)).

Condition

During our testing of state general apportionment funding system, we noted that 4 out of 15 courses tested did not properly report the number of hours as certified by the instructor roster. The identified course was an actual-hours-of-attendance census-type course where the District relies upon instructor certified rosters as the basis for supporting hours claimed.

Questioned Costs

We identified four courses without roster support for 102.50 hours. The hours in question do not equate to 1 ADA. Per the CDAM, no questioned costs need to be calculated.

Cause

Clerical error as instructor left the District prior to submission of the support for hours noted above.

Effect

Non-compliance with state general apportionment funding requirements.

Recommendation

We recommend that the District reconcile actual hours report to the hours supported by physical instructor rosters. In addition, per discussion with District management, management will perform monthly audits of instructor rosters and increase training with an emphasis placed on positive attendance calculations.

Management's Response and Corrective Action Plan

The district will begin performing monthly positive attendance audits of instructor's rosters to confirm student participation hours are being recorded correctly. The district will be working with their current auditors to develop training programs for all staff members working with the attendance tracking process.

Contact Person: Terry Bartley

**LASSEN COMMUNITY COLLEGE DISTRICT
SUMMARY SCHEDULE OF PRIOR YEAR AUDIT FINDINGS
FOR THE YEAR ENDED JUNE 30, 2019**

Section V – Prior Year Audit Findings Summary

FINDING #2019-001 – Internal Controls – Payroll Processing

Criteria

Salaries and benefits expenditures are the most significant expense for the District. A strong internal control system over the payroll functions of on-boarding new employees, and ongoing payroll preparation, reviewing process, and record keeping can reduce the potential threats of error and misappropriation.

Condition

During our testing of internal controls regarding payroll, we noted that 4 out of 25 employees tested with the following deficiencies.

- According to an employee signed and approved time sheet, during the pay period of 1/16/19 – 2/15/19. An employee worked a total of 8 (eight) hours without a lunch. Under California employment law, when an employee is not provided a lunch, a penalty of an extra hour of pay is due to the employee. The employee did not receive a break sublimit pay on the proceeding payroll.
- During testing it was noted that an employee was including overtime hours on his/her timesheet, that was invalid per the employee's signed employment agreement. The employee's supervisor had not completed a Request for Overtime form prior to the submission of his/her timesheet. The employee's timesheet was processed through payroll, with the unapproved overtime, resulting in an overpayment to the employee of \$201.75. In early 2019, the district discovered the error.
- Two employees hired within the last two years did not have completed I9's on file.
 - The first employee was hired on 9/5/17. His/her I9 was not completed until 5/28/19.
 - The second employee was hired in August of 2017 and his/her I9 was never completed during the onboarding process.

Recommendation

We recommend that the District strengthens internal controls over timesheet processing and mandate the use of board approved payroll forms. We also recommend that that Districts refines the onboarding process of new employees, so that all employees must complete a on boarding checklist before completed one day of work.

Management's Response and Corrective Action Plan

The District will work with Management to utilize payroll forms to assist in auditing approved overtime requests to time sheets. The district will also work on additional training with payroll to recognize time on time sheets and how California employment law pertains to extra pay when breaks are not provided.

Human Resources as part of the on boarding checklist will be purchasing a tablet with all the forms preloaded to give to new employees to fill out. This should help to ensure that all forms are completed.

Status:

Implemented in 2019-20.

**LASSEN COMMUNITY COLLEGE DISTRICT
SUMMARY SCHEDULE OF PRIOR YEAR AUDIT FINDINGS
FOR THE YEAR ENDED JUNE 30, 2019**

Section V – Prior Year Audit Findings Summary, continued

FINDING #2019-002 – GRAMM-LEACH-BLILEY ACT COMPLIANCE

Criteria

The Gramm-Leach Bliley Act (GLBA) requires districts to have a documented response to the Safeguards Rule. Specifically, this response covers key requirements including:

- Designate an information security officer and related oversight responsibilities for the institution’s security.
- Assess the risks to confidential information, assess the level of mitigating controls in place, and identify action plans to accept or further mitigate remaining risks.
- Implement an information security program, including various technical and physical underlying controls, such as data encryption and secure shredding processes.
- Oversee vendor relationships to ensure confidential data are secured at their locations when applicable and access is controlled when vendors connect to the institution.
- Perform an ongoing evaluation of their program to keep content current with an ever-evolving security environment.

Condition

We noted that the development of the response is currently underway with anticipated completion and implementation during Fiscal Year 2019-20.

Questioned Costs

Not applicable

Context

Compliance with GLBA requirements

Effects

The intent of the GLBA Safeguards Rule is to enhance security over confidential information. Without a documented response to all applicable requirements, the District is more susceptible to IT vulnerabilities than it would be following full implementation.

Cause

Steps taken in response to GLBA compliance requirements, new for the 2018-19 year, require extensive administrative efforts to implement.

Recommendation

The District should continue towards full implementation of its documented response to the GLBA Safeguards Rule in the 2019-20 year.

Contact Person: Terry Bartley

**LASSEN COMMUNITY COLLEGE DISTRICT
SUMMARY SCHEDULE OF PRIOR YEAR AUDIT FINDINGS
FOR THE YEAR ENDED JUNE 30, 2019**

Section V – Prior Year Audit Findings Summary, continued

Management's Response and Corrective Action Plan

The District will complete its documented response to the GLBA Safeguards Rule in the 2019-20 year.

Status:

Implemented in 2019-20.

FINDING #2019-003 – DIRECT LOAN QUALITY ASSURANCE SYSTEM

Criteria or Specific Requirement

34 CFR 685.300(b)(9) requires schools participating in the Direct Loan program to implement a quality assurance system.

Condition

We noted that the development of a quality assurance system in compliance with 34 CFR 685.300(b)(9) is currently underway with anticipated completion and implementation during 2019-20.

Questioned Costs – Not applicable

Context

Compliance with 34 CFR 685.300(b)(9) requirements.

Effect

Non-compliance with 34 CFR 685.300(b)(9), which requires all participating schools to have a written quality assurance system to ensure that the school is complying with program requirements and meeting program objectives.

Cause

Clerical oversight.

Recommendation

The District should continue towards full implementation of its documented response to the Direct Loan quality assurance system in the 2019-20 year.

Management's Response and Corrective Action Plan

Per auditor conversation with the District, the district is working to develop a direct loan quality assurance system plan. This plan is being developed in tandem with the district's training manuals, to better encompass the entire direct loan process.

Contact Person: Terry Bartley

Status:

Implemented in 2019-20.

**LASSEN COMMUNITY COLLEGE DISTRICT
SUMMARY SCHEDULE OF PRIOR YEAR AUDIT FINDINGS
FOR THE YEAR ENDED JUNE 30, 2019**

Section V – Prior Year Audit Findings Summary, continued

FINDING #2019-004 – STATE COMPLIANCE (STATE GENERAL APPORTIONMENT FUNDING SYSTEM)

Criteria

The total student contact hours reported for each class under the actual hours of attendance procedure should be the sum of the individual attendance hours total for each student in the class as reported by the instructor (5 CCR 58003.1(d) and 5 CCR 58003.1(g)).

Condition

During our testing of state general apportionment funding system, we noted that 1 out of 15 courses tested did not properly report the number of hours as certified by the instructor roster. The identified course was an actual-hours-of-attendance census-type course where the District relies upon instructor certified rosters as the basis for supporting hours claimed.

Questioned Costs

We identified one course without roster support for 20 hours. The hours in questions don't equate to 1 ADA. Per the CDAM, no questions costs need to be calculated.

Cause

Clerical error as instructor left the District prior to submission of the support for hours noted above.

Effect

Non-compliance with state general apportionment funding requirements.

Recommendation

We recommend that the District reconcile actual hours reported to the hours supported by physical instructor rosters. In addition, per discussion with District management, they will perform monthly audits of instructor rosters and increase training with an emphasis placed on positive attendance calculations.

Management's Response and Corrective Action Plan

The district will begin performing monthly positive attendance audits of instructor's rosters to confirm student participation hours are being recorded correctly. The district will be working with their current auditors to develop training programs for all staff members working with the attendance tracking process.

Contact Person: Terry Bartley

Status:

See finding 2020-001